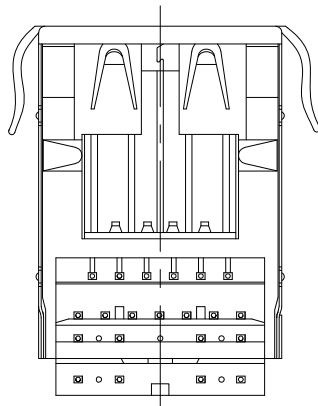
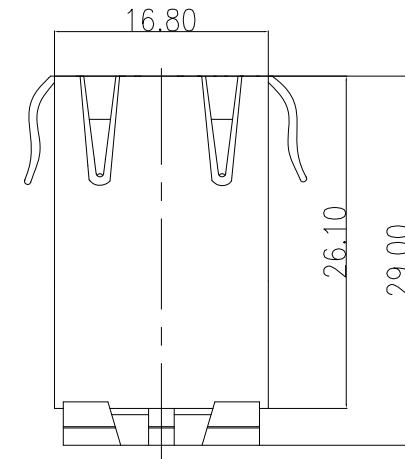
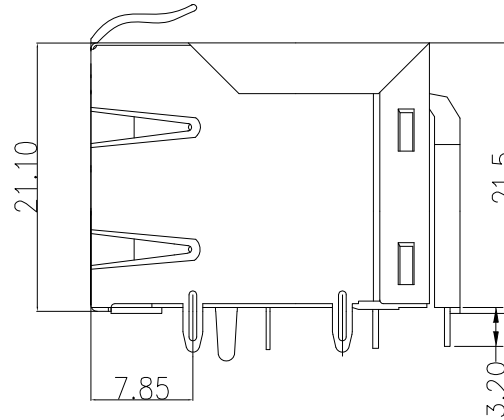
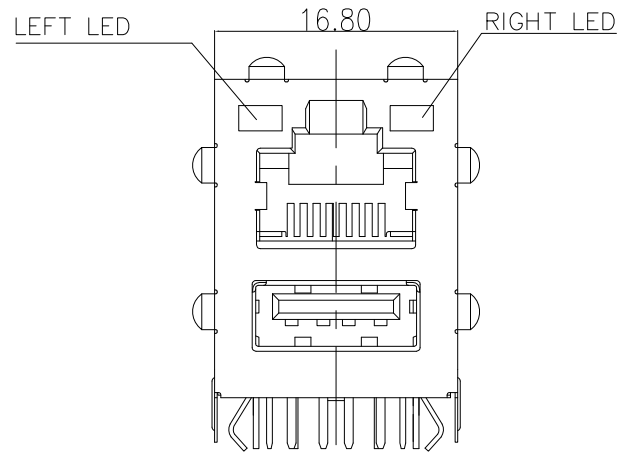


1. MECHANICAL DIMENSIONS :



MATERIAL:

- 1.HOUSING: PBT+GLASS FILLED (UL 94V-0),BLACK
- 2.CONTACTS: 0.35mm THICKNESS PHOSPHOR BRONZE
ALLOY SELECTIVE GOLD PLATING OVER NICKEL
- 3.SHIELDING: 0.2mm THICKNESS COPPER ALLOY WITH TIN PLATED
- 4.GOLD PLATING: GOLD PLATING ON CONTACT AERA
- 5.JACK CAVITY CONFORMS TO FCC RULES AND REGULATIONS,PART 68 SUBPART F

REV.	ECN. NO.	DRAWN	DATE
A	NEW	JOHN	24/04/2015

DST-conn Tech. Co., Ltd.

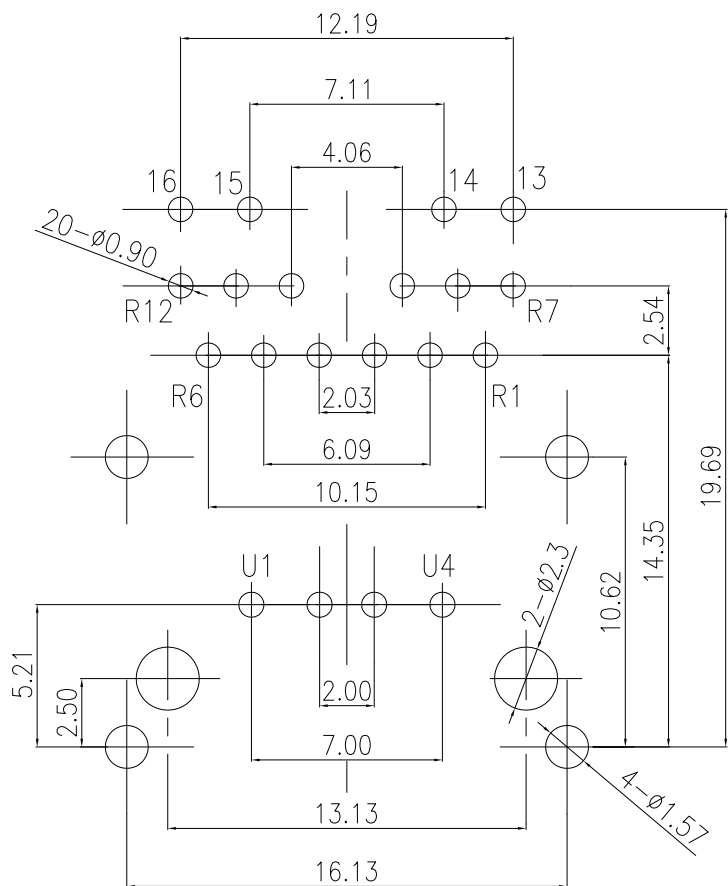


⊗:QUALITY CONTROL ITEM		GENERAL TOLERANCE		PART NO.: 11BUBD-xxxx-xxx	
APPROVED		.X± 0.38	X.*± 2'	TITLE:RJ45+USB 2.0 TAB UP PBT	
CHECKED		.XX± 0.25	.X*± 1'	100/1000MBPS 12P8C	
DRAWN		.XXX± 0.13		UNIT: mm	SCALE: 1:1
				SHEET: 1/4	REV.: A

說明: △ :備註 ◇ :版本變更 ⊙ :尺寸序號 ■ :重點尺寸 ▼ :CPK尺寸

SIZE: A4

2. PCB LAYOUT :

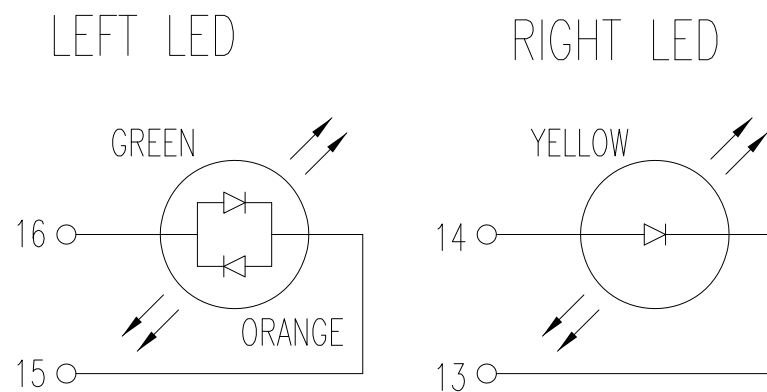


SUGGESTED PCB LAYOUT

(TOP VIEW)

DIMENSIONAL TOLERANCE: .XX ±0.05[0.002]

3. LED SCHEMATIC:



REV.	ECN. NO.	DRAWN	DATE
A	NEW	JOHN	24/04/2015

DST-conn Tech. Co., Ltd.

HSE

Compliant

⊗:QUALITY CONTROL ITEM		GENERAL TOLERANCE	PART NO.: 11BUBD-xxxx-xxx
APPROVED		.X± 0.38 X.*± 2'	TITLE:RJ45+USB 2.0 TAB UP PBT 100/1000MBPS 12P8C
CHECKED		.XX± 0.25 .X*± 1'	
DRAWN		.XXX± 0.13	SCALE: 1:1
UNIT: mm			SHEET: 2/4
			REV.: A

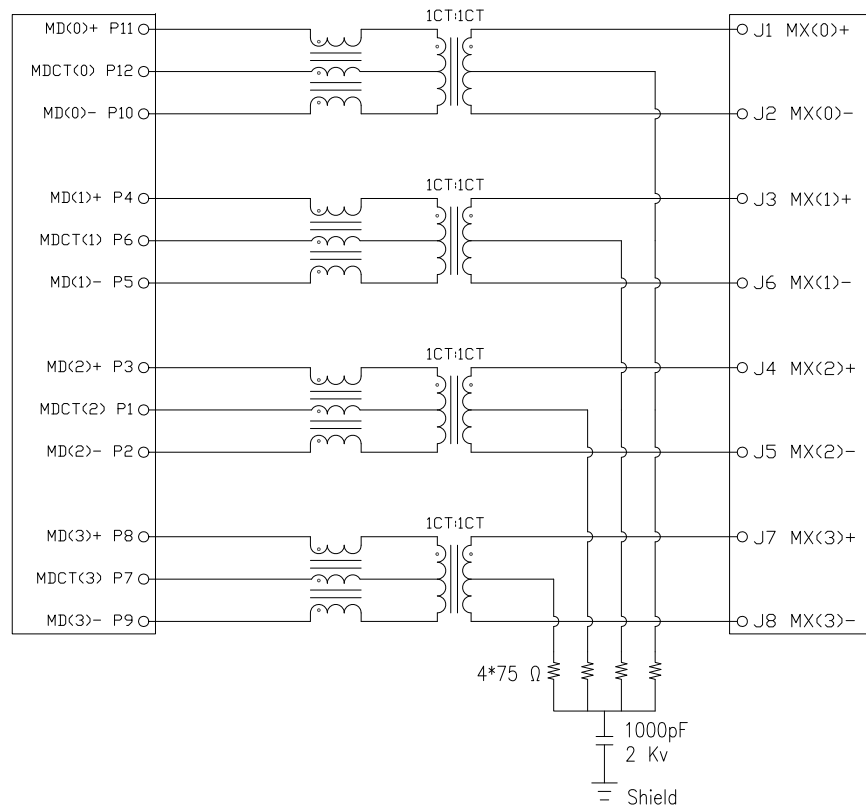
說明: △ :備註 ◇ :版本變更 ⑨ :尺寸序號 ■ :重點尺寸 ▼ :CPK尺寸

SIZE: A4

4. SCHEMATIC :

CONNECTOR SOLDER SIDE

RJ45 CONTACT SIDE



5. ELECTRICAL CHARACTERISTICS :

ELECTRICAL SPECIFICATIONS:

TEST NOTES:(25°±5°C)

1. TR:(100KHz,0.1V); 100%

PINS:(P11,P10):(J1,J2)=1:1±3%;(P4,P5):(J3,J6)=1:1±3%

PINS:(P3,P2):(J4,J5)=1:1±3%;(P8,P9):(J7,J8)=1:1±3%

2. LX:(100KHz,100mV,8mA, DC Bias) 100%

PINS:(P11,P10),(P4,P5),(P3,P2),(P8,P9)=350uH MINIMUM

3. DCR: 100%

PINS:(J1,J2),(J3,J6),(J4,J5),(J7,J8)=1.2 OHM MAXIMUM

4. HIPOT: 100%

PINS(P11,P10)TO(J1,J2),(P4,P5)TO(J3,J6)=1500VAC FOR 60 SECONDS

PINS(P3,P2)TO(J4,J5),(P8,P9)TO(J7,J8)=1500VAC FOR 60 SECONDS

5. INSERTION LOSS:

-1.0dB MAXIMUM AT 1MHz TO 100MHz;

6.RETURN LOSS:

-18dB MINIMUM AT 1MHz TO 30MHz;

-16dB MINIMUM AT 30MHz TO 60MHz;

-12dB MINIMUM AT 60MHz TO 100MHz;

7.CROSS TALK:

-30dB MINIMUM AT 1MHz TO 100MHz

8.COMMON TO COMMON MODE REJECTION:

-30dB MINIMUM AT 1MHz TO 100MHz

REV.	ECN. NO.	DRAWN	DATE
A	NEW	JOHN	24/04/2015

DST-conn Tech. Co., Ltd.



⊗:QUALITY CONTROL ITEM		GENERAL TOLERANCE	PART NO.: 11BUBD-xxxx-xxx
APPROVED		.X±0.38 X.*±2'	TITLE:RJ45+USB 2.0 TAB UP PBT 100/1000MBPS 12P8C
CHECKED		.XX±0.25 .X*±1'	
DRAWN		.XXX±0.13	SCALE: 1:1
UNIT: mm			SHEET: 3/4
			REV.: A

説明: △ :備註 ◇ :版本變更 ⑨ :尺寸序號 ■ :重點尺寸 ▼ :CPK尺寸

SIZE: A4

1 2 3 4 5 6 7 8

F

E

D

C

B

A

F

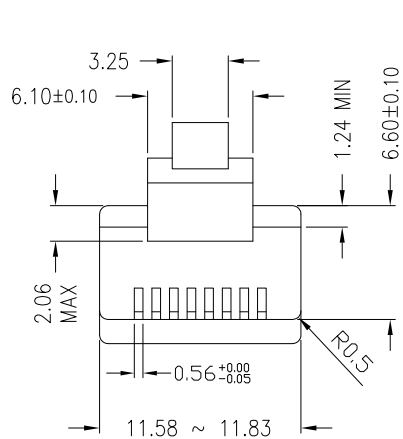
E

D

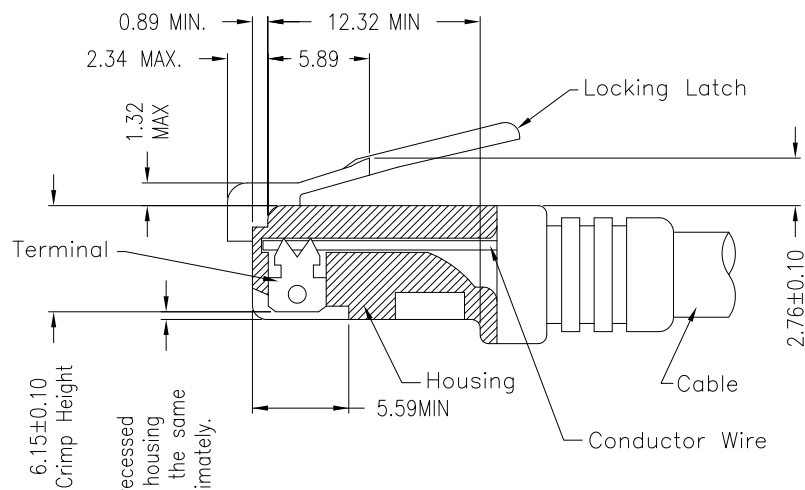
C

B

SIZE: A4



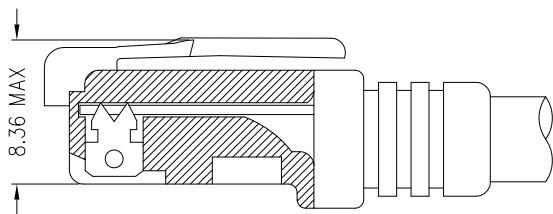
* There must be no damage to housing or locking latch. There must be no nicks or cuts in cable.
 * Durability : 750 cycles generally



All contacts recessed below top of housing and must be at the same height approximately.

FOLLOW SPECIFICATION : FCC, PART 68, SUBPART F FIGURE 68.500 (C)(2)(i) AND IEC 603-7 FIGURE 23 & 24

STANDARD MODULAR PLUG ASSEMBLY



FOLLOW SPECIFICATION : FCC, PART 68, SUBPART F FIGURE 68.500 (C)(2)(ii)

REV.	ECN. NO.	DRAWN	DATE
A	NEW	JOHN	24/04/2015

DST-conn Tech. Co., Ltd.



⊗: QUALITY CONTROL ITEM		GENERAL TOLERANCE .X± 0.38 X: ± 2' .XX± 0.25 .X: ± 1' .XXX± 0.13		PART NO.: 11BUBD-xxxx-xxx	
APPROVED		UNIT: mm		TITLE: RJ45+USB 2.0 TAB UP PBT 100/1000MBPS 12P8C	
CHECKED		SCALE: 1:1		SHEET: 4/4	
DRAWN		REV.: A			

1

2

3

說明: △ :備註 ◇ :版本變更 ⑨ :尺寸序號 ■ :重點尺寸 ▼ :CPK尺寸