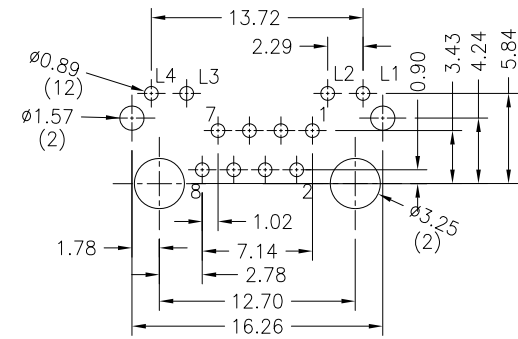
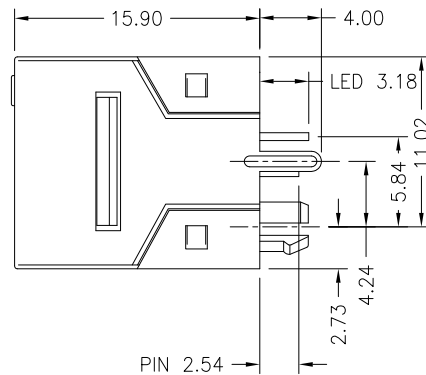
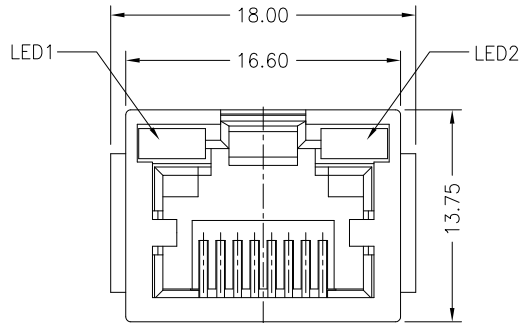


LED SCHEMATIC



PCB LAYOUT TOLERANCE:±0.05



NOTES:

- 1.MATERIAL:  
HOUSING:HIGH TEMP THERMOPLASTIC , BLACK,UL 94V-0  
CONTACT:PHOSPHOR BORNEZE,T=0.35mm  
SHELL:BRASS,T=0.25mm
- 2.FINISH:  
CONTACT:50~80u"MIN. NICKEL UNDERPLATING ALL AREA,  
100u"MIN. TIN ON SOLDER TAILS,  
GOLD PLATING ON CONTACT AREA.  
SHELL:30u"MIN. NICKEL UNDERPLATING ALL AREA
- 3.OPERATING TEMPERATURE:-40°C~+85°C.
- 4.JACK CAVITY CONFORMS TO FCC RULES AND REGULATIONS PART 68, SUBPART F

REV.	ECN. NO.	DRAWN	DATE
A	NEW	JOHN	26/03/2015

DST-conn Tech. Co., Ltd.



⊗:QUALITY CONTROL ITEM		GENERAL TOLERANCE		PART NO.: 11JEV1V-xxxxx		
APPROVED		.X± 0.38	X.'± 2'	TITLE:RJ45 1X1 PORT 180D		
CHECKED		.XX± 0.25	.X'± 1'	W/ LED , SHELL 8P8C		
DRAWN		.XXX± 0.13		UNIT: mm	SCALE: 1:1	SHEET: 1/1
						REV.: A

說明: △ :備註 ◇ :版本變更 ① :尺寸序號 ■ :重點尺寸 ▼ :CPK尺寸

SIZE: A4