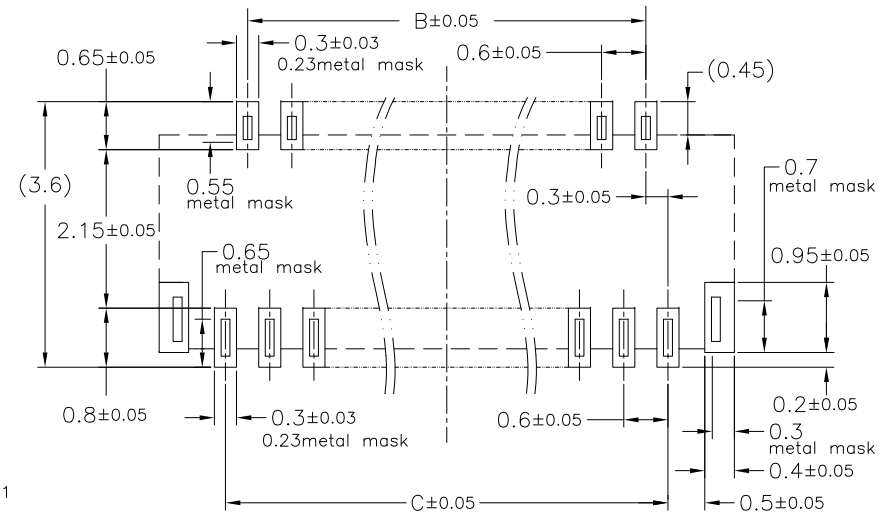
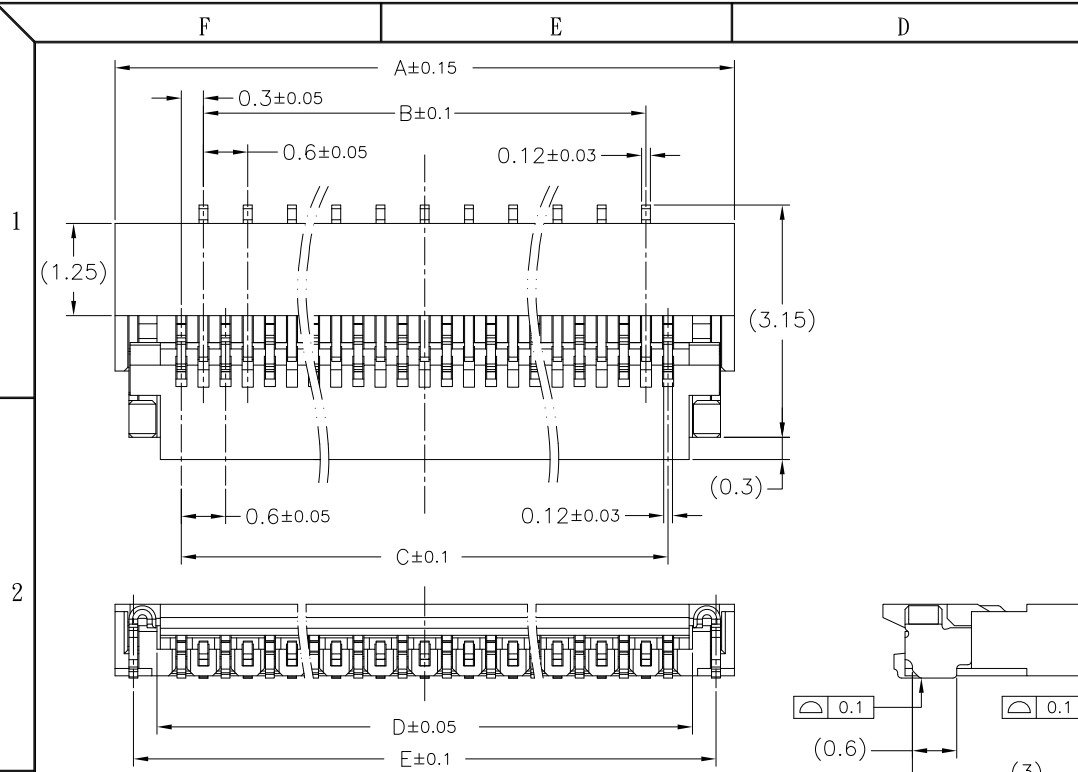


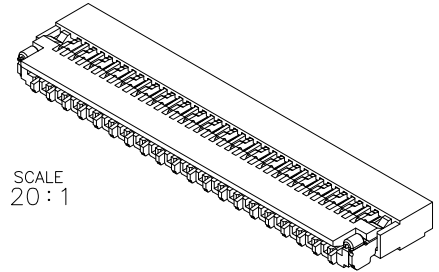
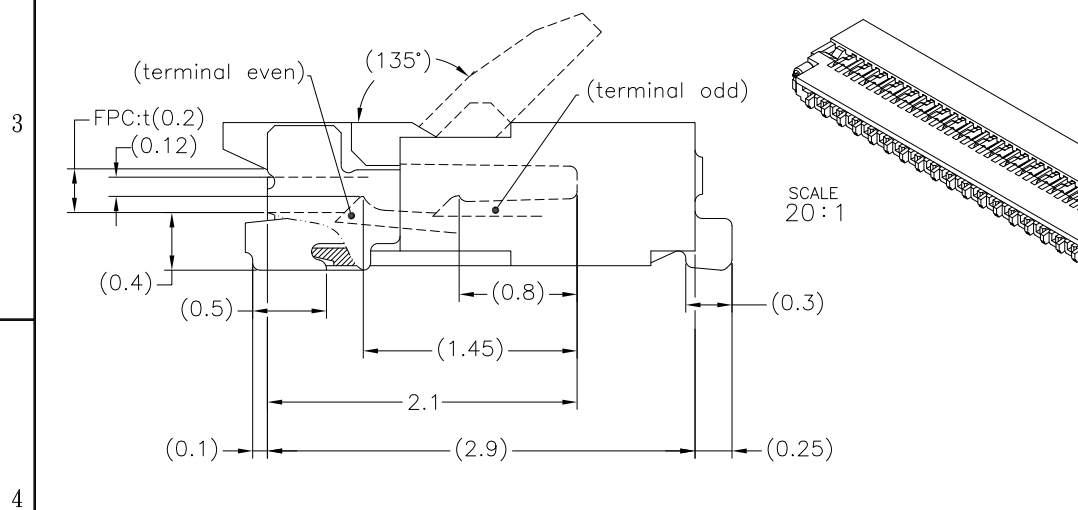
RoHS Compliant

SYMBOL	REV.	REVISION	APPROVAL	DATE
	A	新版圖紙	Winky	2010.06.24



Recommended PCB Layout(Top View)

Recommended metal mask pattern(thickness 0.1mm)



SCALE 20:1

NOTES: MATERIAL & FINISH

- MATERIAL:
HOUSING:LCP(UL 94V-0)
ACTUATOR:LCP(UL 94V-0)
TERMINAL(PIN):Phosphor Bronze
SOLDER:Phosphor Bronze

- PLATING:
TERMINAL:GOLD FLASH OVER NICKEL
SOLDER PIN:TIN OVER NICKEL(LEAD FREE)

- ORDER INFORMATION
DF01-SEN0xxRL03S

xx:NO. OF CONTACTS

No. of Contacts	DIM.				
	A	B	C	D	E
09	4.2	1.8	2.4	3.03	3.7
11	4.8	2.4	3.0	3.63	4.3
13	5.4	3.0	3.6	4.23	4.9
15	6.0	3.6	4.2	4.83	5.5
17	6.6	4.2	4.8	5.43	6.1
19	7.2	4.8	5.4	6.03	6.7
21	7.8	5.4	6.0	6.63	7.3
23	8.4	6.0	6.6	7.23	7.9
25	9.0	6.6	7.2	7.83	8.5
27	9.6	7.2	7.8	8.43	9.1
29	10.2	7.8	8.4	9.03	9.7
31	10.8	8.4	9.0	9.63	10.3
33	11.4	9.0	9.6	10.23	10.9
35	12.0	9.6	10.2	10.83	11.5
37	12.6	10.2	10.8	11.43	12.1
39	13.2	10.8	11.4	12.03	12.7
41	13.8	11.4	12.0	12.63	13.3
43	14.4	12.0	12.6	13.23	13.9
45	15.0	12.6	13.2	13.83	14.5
49	16.2	13.8	14.4	15.03	15.7
51	16.8	14.4	15.0	15.63	16.3
57	18.6	16.2	16.8	17.43	18.1
61	19.8	17.4	18.0	18.63	19.3
67	21.6	19.2	19.8	20.43	21.1
71	22.8	20.4	21.0	21.63	22.3

DST-conn Tech. Co., Ltd.

COPYRIGHT RESERVED, PLEASE DO NOT COPY.

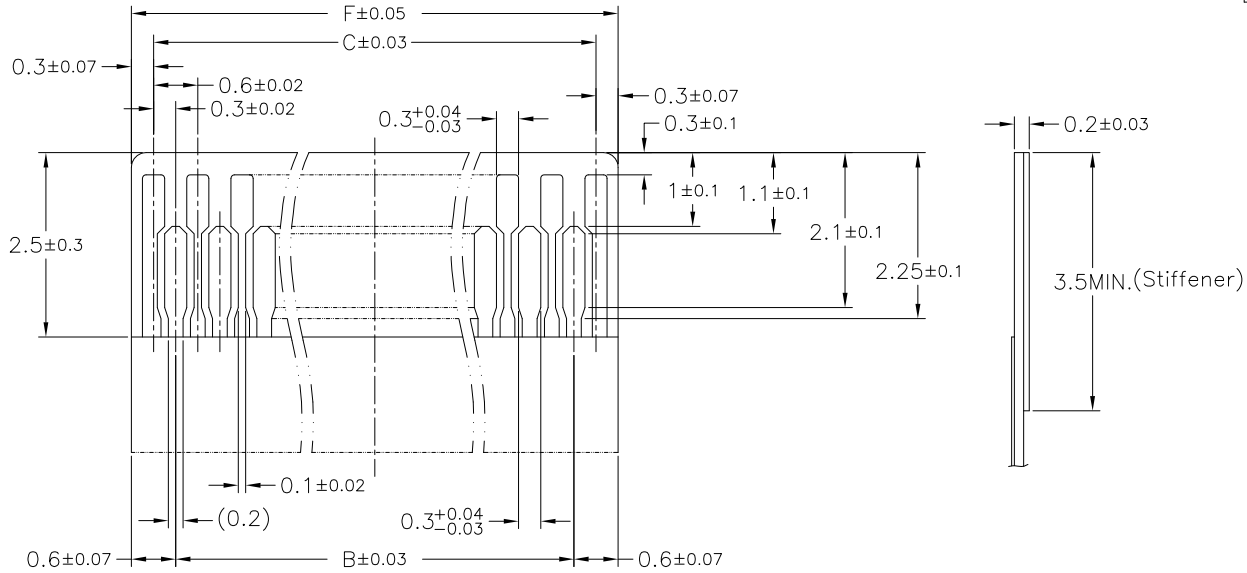
PART NAME	0.3 PITCH FPC CONN. LOWER CONTACT H=1.0 前板下接	DRAWING	Winky	DWG. No.	DF01-S	
PART NO.	DF01-SEN0xxRL03S	CHECK	Roy	REV.	A	
UNIT : mm	TOLERANCE UNLESS OTHERWISE SPECIFIED	X.X ±0.20 X.XX ±0.15 X.XXX ±0.10	APPROVAL	John	DATE	2010.06.24
		ANGLE ±2°	SCALE	10:1	PAGE	1 OF 3

F E D C B A

Recomenend FPC

RoHS Compliant

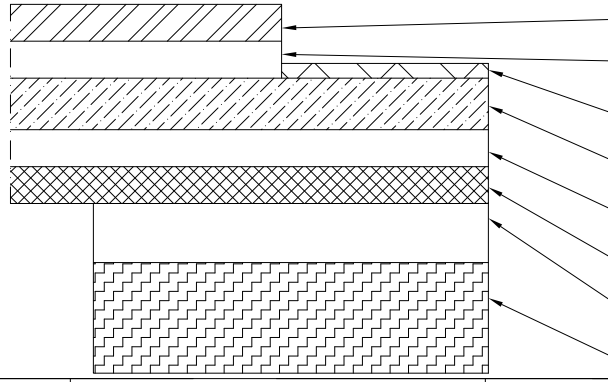
SYMBOL	REV.	REVISION	APPROVAL	DATE
	A	新版圖紙	Winky	2010.06.24



Recomenend FPC Construction

No.of Contacts	DIM.		
	B	C	F
09	1.8	2.4	3.0
11	2.4	3.0	3.6
13	3.0	3.6	4.2
15	3.6	4.2	4.8
17	4.2	4.8	5.4
19	4.8	5.4	6.0
21	5.4	6.0	6.6
23	6.0	6.6	7.2
25	6.6	7.2	7.8
27	7.2	7.8	8.4
29	7.8	8.4	9.0
31	8.4	9.0	9.6
33	9.0	9.6	10.2

No.of Contacts	DIM.		
	B	C	F
35	9.6	10.2	10.8
37	10.2	10.8	11.4
39	10.8	11.4	12.0
41	11.4	12.0	12.6
43	12.0	12.6	13.2
45	12.6	13.2	13.8
49	13.8	14.4	15.0
51	14.4	15.0	15.6
57	16.2	16.8	17.4
61	17.4	18.0	18.6
67	19.2	19.8	20.4
71	20.4	21.0	21.6



Materiaal name	Material	Thickness (mm)
Covering film layer & Cover adhesive	Polyamide	0.025
Surface treatment	Plating treatment	0.005
Copper foil	Cu	0.035
Base adhesive	Heat-Hardened adhesive	0.025
Base film	Polyamide	0.025
Reinforcement material adhesive	Heat-Hardened adhesive	0.040
Stiffener	Polyamide	0.075

DST-conn Tech. Co., Ltd.

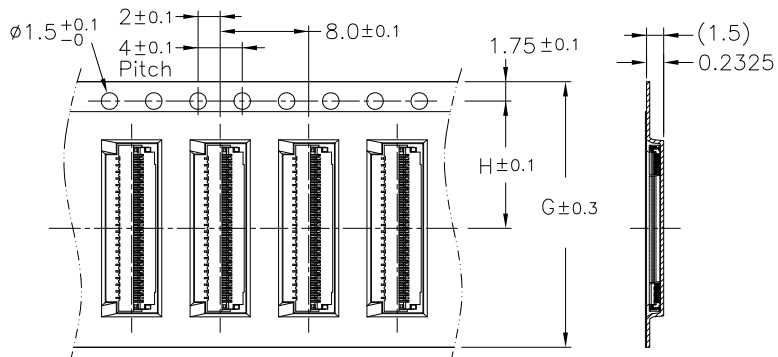
COPYRIGHT RESERVED, PLEASE DO NOT COPY.

PART NAME	0.3 PITCH FPC CONN. LOWER CONTACT H=1.0 前板下接	DRAWING	Winky	DWG. No.	DF01-S	
PART NO.	DF01-SEN0xxRL03S	CHECK	Roy	REV.	A	
UNIT : mm	TOLERANCE UNLESS OTHERWISE SPECIFIED	X.X ±0.20 X.XX ±0.15 X.XXX ±0.10	APPROVAL	John	DATE	2010.06.24
		ANGLE	SCALE	10:1	PAGE	2 OF 3

RoHS Compliant

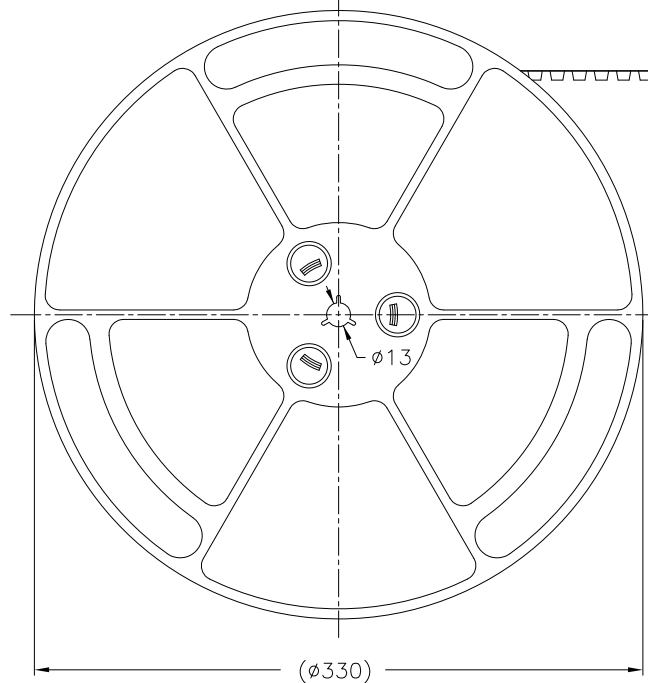
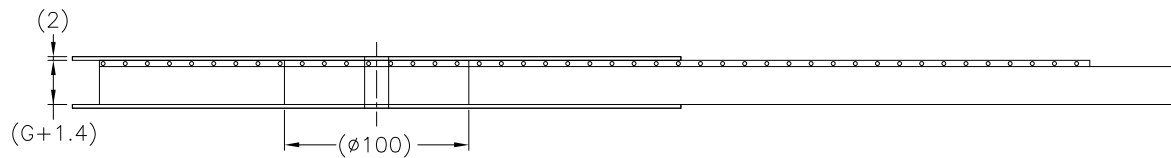
SYMBOL	REV.	REVISION	APPROVAL	DATE
	A	新版圖紙	Winky	2010.06.24

Tape width 16 and 24 mm

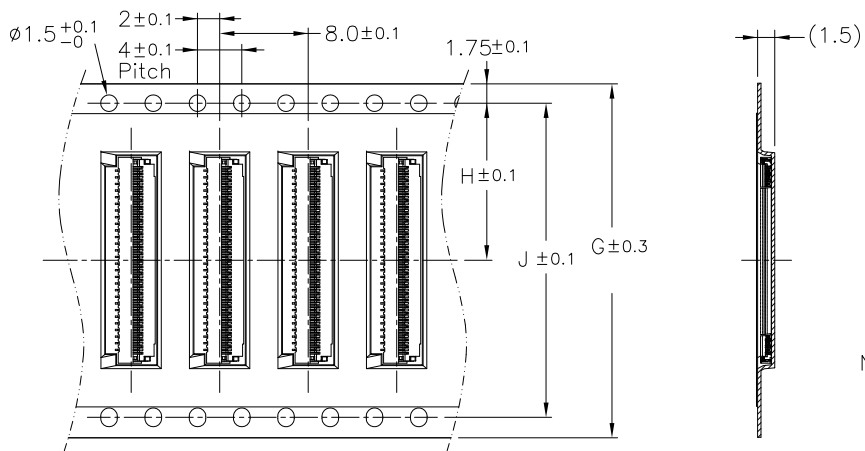


DIRECTION OF UNREELING

REEL Dim



Tape width 32 and 44 mm



DIRECTION OF UNREELING

Notes:

- 1.PER REEL : 5000pcs.
- 2.Material : Black Conductive Polystyrene Alloy.
- 3.Thickness : 0.3 ± 0.05 mm.
- 4.All dimensions meet EIA-481-C requirements.

No.of Contacts	DIM.		
	G	H	J
9 ∩ 25	16	7.5	—
27 ∩ 51	24	11.5	—
57 ∩ 67	32	14.2	28.4
71	44	20.2	40.4

DST-conn Tech. Co., Ltd.

COPYRIGHT RESERVED, PLEASE DO NOT COPY.

PART NAME	0.3 PITCH FPC CONN. LOWER CONTACT H=1.0 前板下接	DRAWING	Winky	DWG. No.	DF01-S
PART NO.	DF01-SEN0xxRL03S	CHECK	Roy	REV.	A
UNIT : mm	TOLERANCE UNLESS OTHERWISE SPECIFIED	X.X ±0.20 X.XX ±0.15 X.XXX ±0.10	ANGLE	APPROVAL	DATE
			±2°	SCALE	2010.06.24
				10:1	PAGE
					3 OF 3