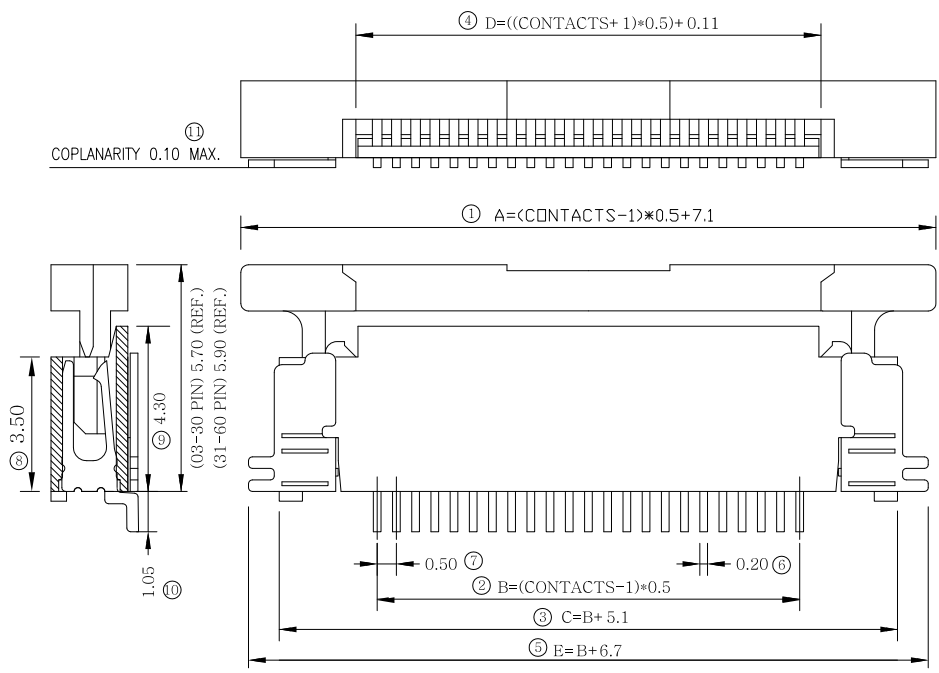


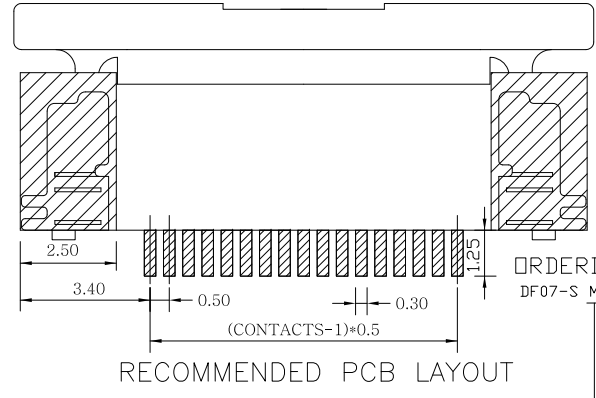
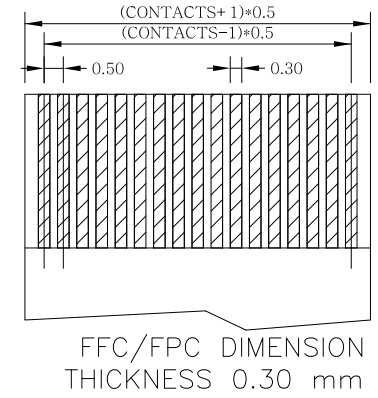
RoHS Compliant

SYMBOL	REV.	REVISION	APPROVAL	DATE
	A	新版圖紙	Winky	2015. 04. 08



FEATURE AND SPECIFICATIONS
 SIZES 03 TO 60 PIN,
 FOR 0.3mm THICKNESS FFC/FPC.
 VOLTAGE:50V MAX.
 CURRENT:0.5A MAX.
 CONTACT RESISTANCE:20 milliohms MAX.
 INSULATION RESISTANCE:50 Megohms MIN.
 DIELECTRIC WITHSTANDING VOLTAGE:250V AC.
 TEMPERATURE:-40°C TO 85°C

MATERIAL AND FINISH
 HOUSING:HIGH-TEMP. THERMOPLASTIC, UL 94V-0,
 ACTUATOR:HIGH-TEMP. THERMOPLASTIC, UL 94V-0,
 CONTACT:SEE ORDERING CODE
 HOLDDOWN:BRASS, PLATING:tin 100u",over Ni50u"



ORDERING CODE
 DF07-S M N x xx x L 05 J

- PITCH 0.5mm
- PACKING TYPE E:TUBE R:REEL
- NO. OF CONTACTS xx:03-60 PIN
- PLANTING:
 B: BRIGTE TIN 100u" MIN,OVER 50u"MIN NI ON CONTACT
 0: GOLD FLASH
 1: Au 3u"
 2: Au 5u"
 M: MATTE TIN 100u" MIN,OVER 50u"MIN NI ON CONTACT
- HOUSING & ACTUATOR MATERIALS:
 M: HOUSING PA46, ACTUATOR PPS (BLACK)UL 94V-0

PIN	A	B	C	D	E	PIN	A	B	C	D	E
3	8.10	1.00	6.10	2.11	7.70	31	22.10	15.00	20.10	16.11	21.70
4	8.60	1.50	6.60	2.61	8.20	32	22.60	15.50	20.60	16.61	22.20
5	9.10	2.00	7.10	3.11	8.70	33	23.10	16.00	21.10	17.11	22.70
6	9.60	2.50	7.60	3.61	9.20	34	23.60	16.50	21.60	17.61	23.20
7	10.10	3.00	8.10	4.11	9.70	35	24.10	17.00	22.10	18.11	23.70
8	10.60	3.50	8.60	4.61	10.20	36	24.60	17.50	22.60	18.61	24.20
9	11.10	4.00	9.10	5.11	10.70	37	25.10	18.00	23.10	19.11	24.70
10	11.60	4.50	9.60	5.61	11.20	38	25.60	18.50	23.60	19.61	25.20
11	12.10	5.00	10.10	6.11	11.70	39	26.10	19.00	24.10	20.11	25.70
12	12.60	5.50	10.60	6.61	12.20	40	26.60	19.50	24.60	20.61	26.20
13	13.10	6.00	11.10	7.11	12.70	41	27.10	20.00	25.10	21.11	26.70
14	13.60	6.50	11.60	7.61	13.20	42	27.60	20.50	25.60	21.61	27.20
15	14.10	7.00	12.10	8.11	13.70	43	28.10	21.00	26.10	22.11	27.70
16	14.60	7.50	12.60	8.61	14.20	44	28.60	21.50	26.60	22.61	28.20
17	15.10	8.00	13.10	9.11	14.70	45	29.10	22.00	27.10	23.11	28.70
18	15.60	8.50	13.60	9.61	15.20	46	29.60	22.50	27.60	23.61	29.20
19	16.10	9.00	14.10	10.11	15.70	47	30.10	23.00	28.10	24.11	29.70
20	16.60	9.50	14.60	10.61	16.20	48	30.60	23.50	28.60	24.61	30.20
21	17.10	10.00	15.10	11.11	16.70	49	31.10	24.00	29.10	25.11	30.70
22	17.60	10.50	15.60	11.61	17.20	50	31.60	24.50	29.60	25.61	31.20
23	18.10	11.00	16.10	12.11	17.70	51	32.10	25.00	30.10	26.11	31.70
24	18.60	11.50	16.60	12.61	18.20	52	32.60	25.50	30.60	26.61	32.20
25	19.10	12.00	17.10	13.11	18.70	53	33.10	26.00	31.10	27.11	32.70
26	19.60	12.50	17.60	13.61	19.20	54	33.60	26.50	31.60	27.61	33.20
27	20.10	13.00	18.10	14.11	19.70	55	34.10	27.00	32.10	28.11	33.70
28	20.60	13.50	18.60	14.61	20.20	56	34.60	27.50	32.60	28.61	34.20
29	21.10	14.00	19.10	15.11	20.70	57	35.10	28.00	33.10	29.11	34.70
30	21.60	14.50	19.60	15.61	21.20	58	35.60	28.50	33.60	29.61	35.20
						59	36.10	29.00	34.10	30.11	35.70
						60	36.60	29.50	34.60	30.61	36.20

DST-conn Tech. Co., Ltd.

PART NAME	ZIF FPC 0.5mm SMT CONN. HORIZONTAL	DRAWING	Winky	DWG. No.	DF07
PART NO.	DF07-SMNxxxxL05J	CHECK	Roy	REV.	A
UNIT : mm	TOLERANCE UNLESS OTHERWISE SPECIFIED	APPROVAL	John	DATE	2015. 04. 08
	X. X ±0.30 X. XX ±0.20 X. XXX ±0.10	SCALE	1:1	PAGE	1 OF 1

COPYRIGHT RESERVED, PLEASE DO NOT COPY.

F E D C B A