

RoHS Compliant

SYMBOL	REV.	REVISION	APPROVAL	DATE
	A	新版圖紙	Winky	2015. 04. 08

FEATURE AND SPECIFICATIONS

SIZES 03 TO 60 PIN.  
 FOR 0.3mm THICKNESS FFC/FPC.  
 VOLTAGE: 50V MAX.  
 CURRENT: 0.5A MAX.  
 CONTACT RESISTANCE: 20 milliohms MAX.  
 INSULATION RESISTANCE: 50 Megohms MIN.  
 DIELECTRIC WITHSTANDING VOLTAGE: 250V AC.  
 TEMPERATURE: -40°C TO 85°C

MATERIAL AND FINISH  
 HOUSING: SEE ORDERING CODE  
 ACTUATOR: HIGH-TEMP. THERMOPLASTIC. UL 94V-0.  
 CONTACT: PHOSPHOR BRONZE. PLATING: SEE ORDERING CODE  
 HOLDDOWN: BRASS. PLATING: SEE ORDERING CODE

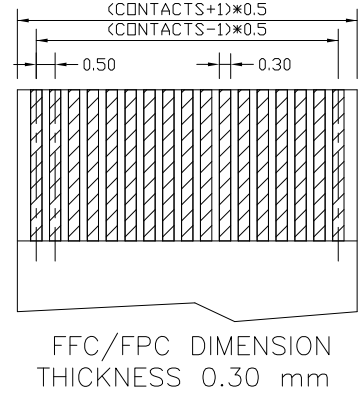
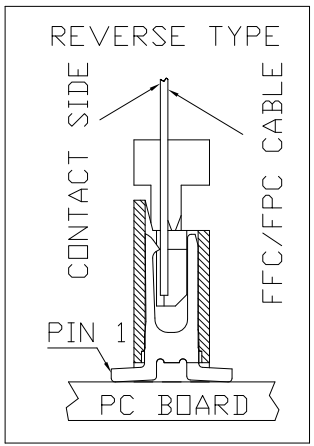
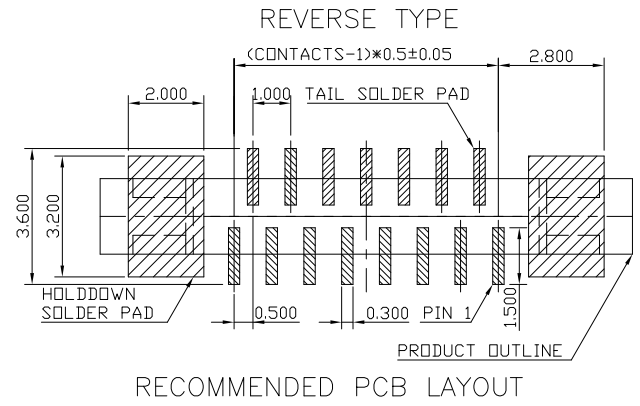
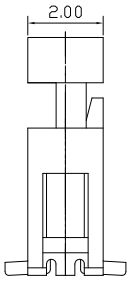
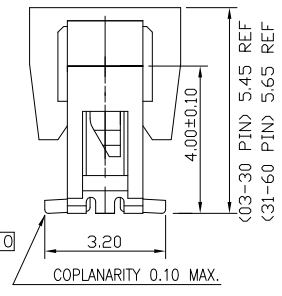
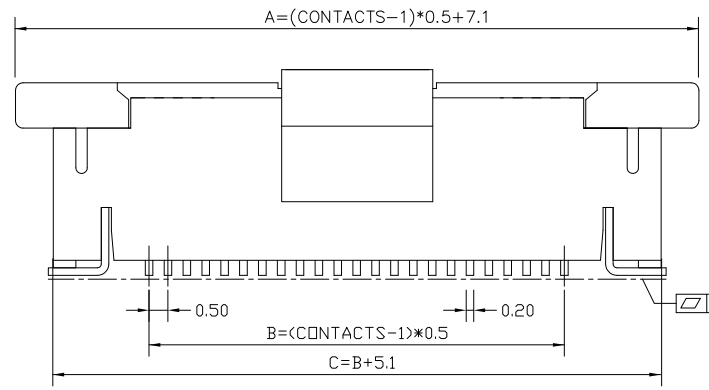
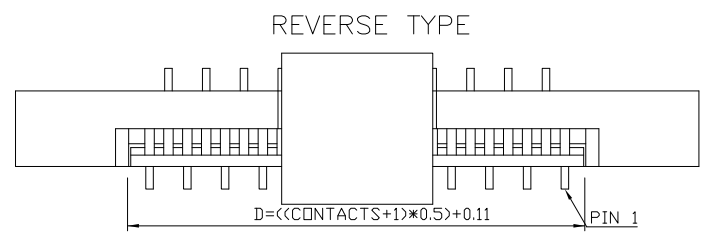
ORDERING CODE

DF09-L M N x xx x L 05 J

- DF09-L: HOUSING PA46(TE250F8) ACTUATOR(PPS) BLACK
- M: MATTE TIN 100µ" MIN/OVER 50µ"MIN NI ON CONTACT
- N: Au 5µ"
- x: Au 3µ"
- xx: NO. OF CONTACTS xx: 03-60 PIN
- L: PITCH 0.5mm
- 05 J: PACKING TYPE E(TUBE) R(REEL) C(REEL WITH CAP)

PLATING:  
 0: GILD FLASH  
 1: Au 3µ"  
 2: Au 5µ"  
 M: MATTE TIN 100µ" MIN/OVER 50µ"MIN NI ON CONTACT

PIN	A	B	C	D	PIN	A	B	C	D
3	8.10	1.00	6.10	2.11	32	22.60	15.50	20.60	16.61
4	8.60	1.50	6.60	2.61	33	23.10	16.00	21.10	17.11
5	9.10	2.00	7.10	3.11	34	23.60	16.50	21.60	17.61
6	9.60	2.50	7.60	3.61	35	24.10	17.00	22.10	18.11
7	10.10	3.00	8.10	4.11	36	24.60	17.50	22.60	18.61
8	10.60	3.50	8.60	4.61	37	25.10	18.00	23.10	19.11
9	11.10	4.00	9.10	5.11	38	25.60	18.50	23.60	19.61
10	11.60	4.50	9.60	5.61	39	26.10	19.00	24.10	20.11
11	12.10	5.00	10.10	6.11	40	26.60	19.50	24.60	20.61
12	12.60	5.50	10.60	6.61	41	27.10	20.00	25.10	21.11
13	13.10	6.00	11.10	7.11	42	27.60	20.50	25.60	21.61
14	13.60	6.50	11.60	7.61	43	28.10	21.00	26.10	22.11
15	14.10	7.00	12.10	8.11	44	28.60	21.50	26.60	22.61
16	14.60	7.50	12.60	8.61	45	29.10	22.00	27.10	23.11
17	15.10	8.00	13.10	9.11	46	29.60	22.50	27.60	23.61
18	15.60	8.50	13.60	9.61	47	30.10	23.00	28.10	24.11
19	16.10	9.00	14.10	10.11	48	30.60	23.50	28.60	24.61
20	16.60	9.50	14.60	10.61	49	31.10	24.00	29.10	25.11
21	17.10	10.00	15.10	11.11	50	31.60	24.50	29.60	25.61
22	17.60	10.50	15.60	11.61	51	32.10	25.00	30.10	26.11
23	18.10	11.00	16.10	12.11	52	32.60	25.50	30.60	26.61
24	18.60	11.50	16.60	12.61	53	33.10	26.00	31.10	27.11
25	19.10	12.00	17.10	13.11	54	33.60	26.50	31.60	27.61
26	19.60	12.50	17.60	13.61	55	34.10	27.00	32.10	28.11
27	20.10	13.00	18.10	14.11	56	34.60	27.50	32.60	28.61
28	20.60	13.50	18.60	14.61	57	35.10	28.00	33.10	29.11
29	21.10	14.00	19.10	15.11	58	35.60	28.50	33.60	29.61
30	21.60	14.50	19.60	15.61	59	36.10	29.00	34.10	30.11
31	22.10	15.00	20.10	16.11	60	36.60	29.50	34.60	30.61



**DST-conn Tech. Co., Ltd.**

COPYRIGHT RESERVED, PLEASE DO NOT COPY.

PART NAME	ZIF FPC 0.5mm SMT CONN. VERTICAL TOP ENTRY TYPE	DRAWING	Winky	DWG. No.	DF09
PART NO.	DF09-LMNxxxxL05J	CHECK	Roy	REV.	A
UNIT :	TOLERANCE UNLESS OTHERWISE SPECIFIED	APPROVAL	John	DATE	2015. 04. 08
mm	X. X ±0.30 X. XX ±0.20 X. XXX ±0.10	SCALE	1:1	PAGE	1 OF 1
	ANGLE				
	±5°				