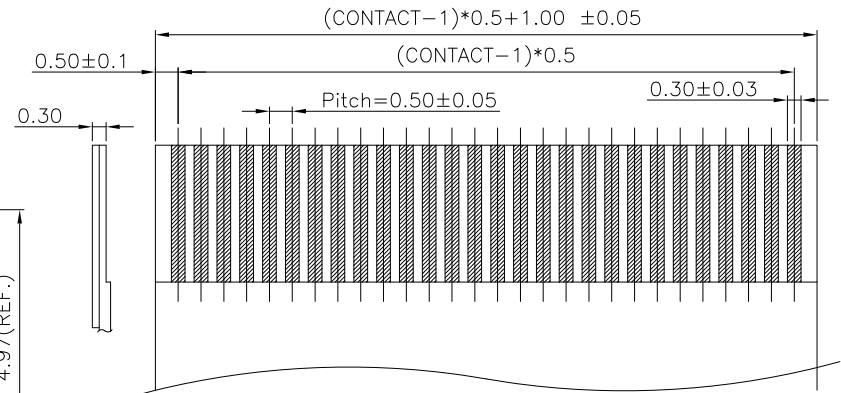
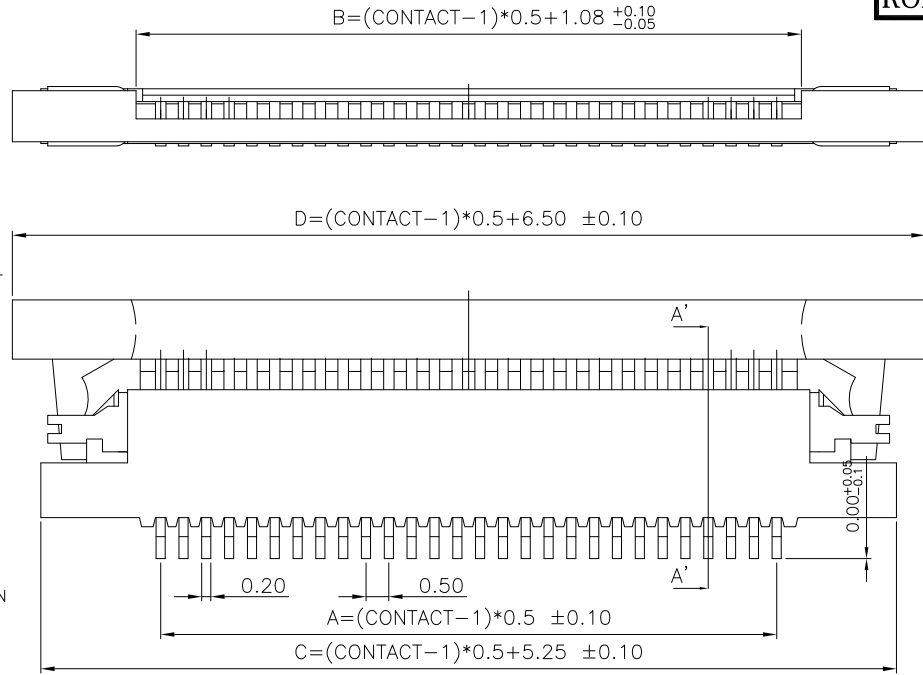


RoHS Compliant

SYMBOL	REV.	REVISION	APPROVAL	DATE
	A	新版圖紙	Winky	2015. 04. 08



FFC/FPC DIMENSION THICKNESS 0.30mm

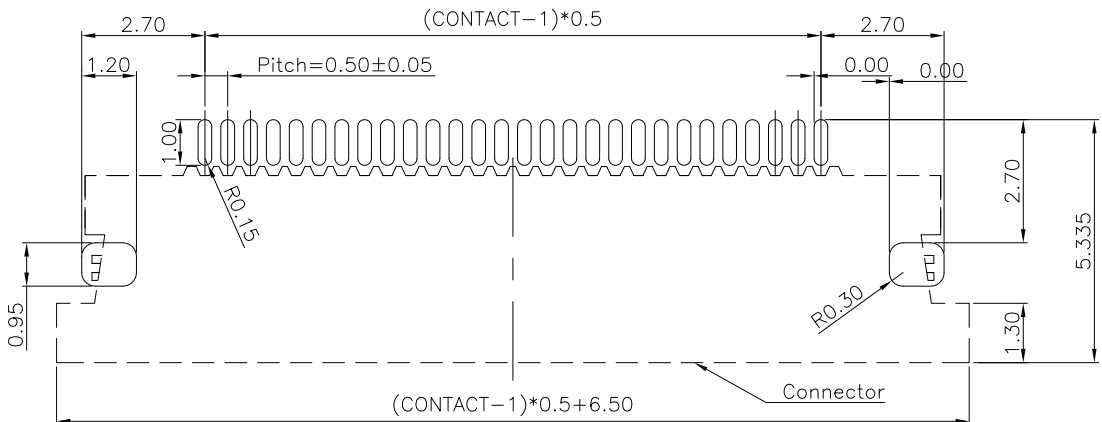
- NOTE:
- MATERIAL:
HOUSING:THERMOPLASTIC
SLIDER:THERMOPLASTIC
CONTACTS:PHOAPHOR BRONZE
HOLDDOWN:BRASS.
 - PLATING:
CONTACTS:SEE ORDERING INFORMATION
HOLDDOWN:SEE ORDERING INFORMATION

ORDERING CODE

DF10-S M N x xx x L 05 J

- PITCH 0.5mm
- PACKING TYPE E:TUBE R:REEL
- ND. OF CONTACTS xx:04-50 PIN
- PLANTING:
B: BRIGTE TIN 100u" MIN,OVER 50u"MIN NI ON CONTACT
0: GOLD FLASH
1: Au 3u"
2: Au 5u"
M: MATTE TIN 100u" MIN,OVER 50u"MIN NI ON CONTACT
- ACTUATOR MATERIALS
M:HOUSING PA46
ACTUATOR(BROWN)UL 94V-0

PIN	A	B	C	D	PIN	A	B	C	D
4	1.50	2.58	6.75	8.00	27	13.00	14.08	18.25	19.50
5	2.00	3.08	7.25	8.50	28	13.50	14.58	18.75	20.00
6	2.50	3.58	7.75	9.00	29	14.00	15.08	19.25	20.50
7	3.00	4.08	8.25	9.50	30	14.50	15.58	19.75	21.00
8	3.50	4.58	8.75	10.00	31	15.00	16.08	20.25	21.50
9	4.00	5.08	9.25	10.50	32	15.50	16.58	20.75	22.00
10	4.50	5.58	9.75	11.00	33	16.00	17.08	21.25	22.50
11	5.00	6.08	10.25	11.50	34	16.50	17.58	21.75	23.00
12	5.50	6.58	10.75	12.00	35	17.00	18.08	22.25	23.50
13	6.00	7.08	11.25	12.50	36	17.50	18.58	22.75	24.00
14	6.50	7.58	11.75	13.00	37	18.00	19.08	23.25	24.50
15	7.00	8.08	12.25	13.50	38	18.50	19.58	23.75	25.00
16	7.50	8.58	12.75	14.00	39	19.00	20.08	24.25	25.50
17	8.00	9.08	13.25	14.50	40	19.50	20.58	24.75	26.00
18	8.50	9.58	13.75	15.00	41	20.00	21.08	25.25	26.50
19	9.00	10.08	14.25	15.50	42	20.50	21.58	25.75	27.00
20	9.50	10.58	14.75	16.00	43	21.00	22.08	26.25	27.50
21	10.00	11.08	15.25	16.50	44	21.50	22.58	26.75	28.00
22	10.50	11.58	15.75	17.00	45	22.00	23.08	27.25	28.50
23	11.00	12.08	16.25	17.50	46	22.50	23.58	27.75	29.00
24	11.50	12.58	16.75	18.00	47	23.00	24.08	28.25	29.50
25	12.00	13.08	17.25	18.50	48	23.50	24.58	28.75	30.00
26	12.50	13.58	17.75	19.00	49	24.00	25.08	29.25	30.50
27	13.00	14.08	18.25	19.50	50	24.50	25.58	29.75	31.00



PCB Layout

FPC/FFC INSERT DIRECTION

DST-conn Tech. Co., Ltd.

COPYRIGHT RESERVED, PLEASE DO NOT COPY.

PART NAME	FPC Connector Pitch=0.5mm High=1.2mm UPPER CONTACT	DRAWING	Winky	DWG. No.	DF10
PART NO.	DF10-SMNxxxxL05J	CHECK	Roy	REV.	A
UNIT : mm	TOLERANCE UNLESS OTHERWISE SPECIFIED	APPROVAL	John	DATE	2015. 04. 08
	X. X ±0.10 X. XX ±0.05 X. XXX ±0.03	SCALE	1:1	PAGE	1 OF 1
	ANGLE ±5°				

F E D C B A