

RoHS Compliant

SYMBOL

REV.

REVISION

APPROVAL

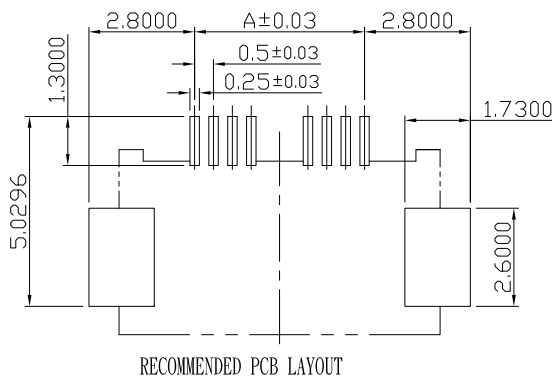
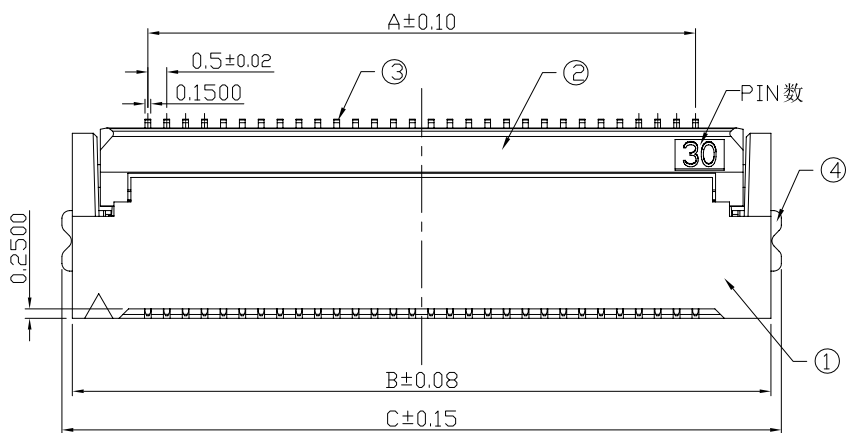
DATE

A

新版圖紙

Winky

2015. 04. 22



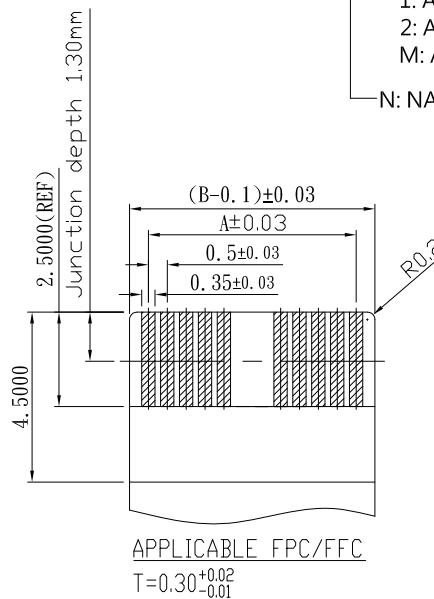
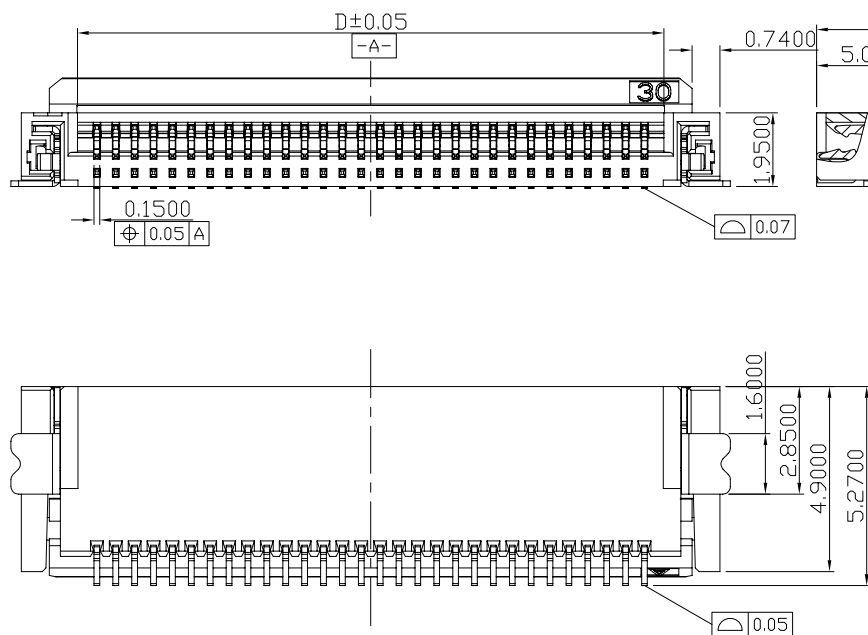
1. FPC NOT MATING CONDITION BANNED CLOSURE
2. ALL MATERIAL MUST BE COMPLY WITH ROHS
3. PART NO.(P/N):  
DF12-SEN x xx R L05R

PACKAGING:  
R: TAPE&REEL

PIN NO.

PLATING:  
G: POINT OF PLATING 1u"  
0: ALL OF PLATING 1u"  
1: ALL OF PLATING 3u"  
2: ALL OF PLATING 5u"  
M: ALL OF PLATING MATTE TIN

N: NATURAL COLOR



DIM POSITIONS	A	B	C	D
4	1.50	5.50	6.05	2.55
6	2.50	6.50	7.05	3.55
8	3.50	7.50	8.05	4.55
10	4.50	8.50	9.05	5.55
12	5.50	9.50	10.05	6.55
18	8.50	12.50	13.05	9.55
24	11.50	15.50	16.05	12.55
30	14.50	18.50	19.05	15.55
40	19.50	23.50	24.05	20.55
45	22.00	26.00	26.55	23.05
50	24.50	28.50	29.05	25.55
54	26.50	30.50	31.05	27.55
60	29.50	33.50	34.05	30.55

NO.	COMPONENTS	MATERIALS	COLOR/SPECIFICATION	QUANTITY
1	HOUSING	LCP	NATURAL UL94V-0	1 PCS
2	COVER	LCP	BLACK UL94V-0	1 PCS
3	CONTACT	PHOSPHOR BRONZE	T=0.15mm PLATING	POSITIONS
4	STATOR	BRASS	T=0.15mm PLATING	2 PCS

**DST-conn Tech. Co., Ltd.**

COPYRIGHT RESERVED, PLEASE DO NOT COPY.

PART NAME	FPC 0.5PITCH H2.0 BACK FLIP TYPE CONNECTOR	DRAWING	Winky	DWG. No.	DF12	
PART NO.	DF12-SENxxxRL05R	CHECK	Roy	REV.	A	
UNIT : mm	TOLERANCE UNLESS OTHERWISE SPECIFIED	X. X ±0.20	APPROVAL	John	DATE	2015. 04. 22
		X. XX ±0.10				
		X. XXX ±0.05				

F

E

D

C

B

A