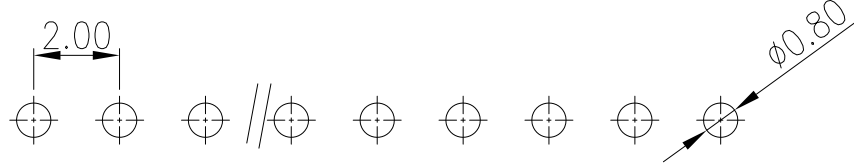
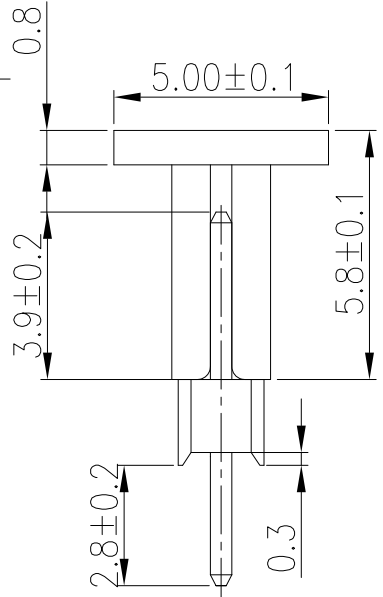
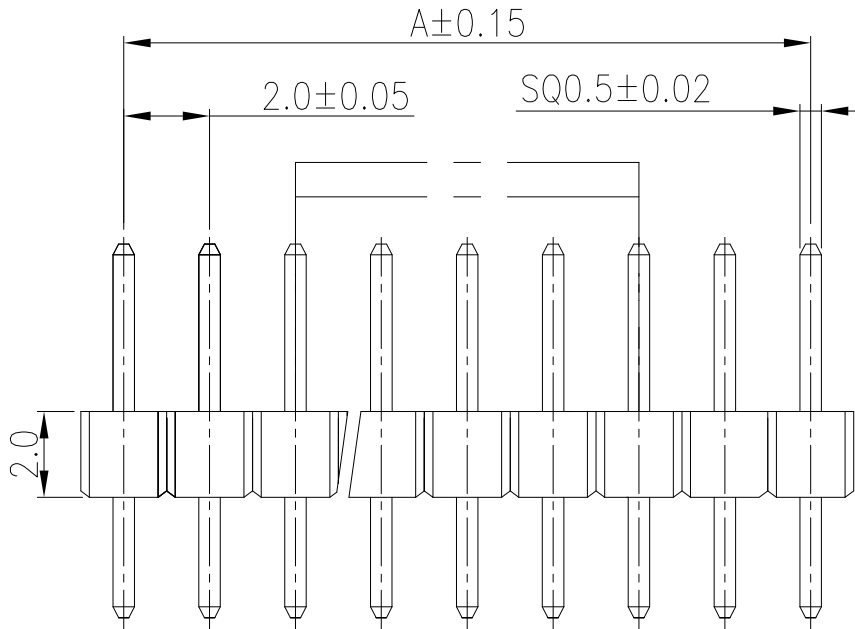
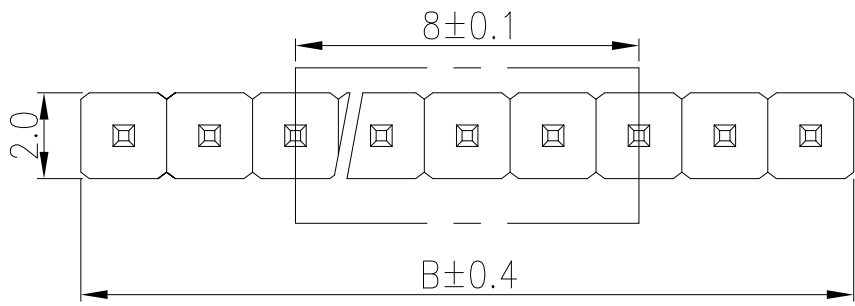


RoHS Compliant

SYMBOL	REV.	REVISION	APPROVAL	DATE
	A	新版圖紙	Winky	2014. 10. 08



P. C. B LAYOUT

SPECIFICATIONS
 CURRENT RATING: 2.0A @ 80°C AMBIENT
 OPERATING TEMP RANGE: -40°C TO +125°C
 MAX PROCESSING TEMP: NT6T: 260°C FOR 10 SECONDS
 NT9T: 260°C FOR 10 SECONDS PBT: 200°C FOR 20 SECONDS
 LCP: 260°C FOR 10 SECONDS
 INSULATOR MATERIAL: PBT OR NY6T OR NY9T OR LCP BLACK
 CONTACT MATERIAL: BRASS
 PLATING: GOLD FLASH OR OTHER
 PART NUMBER: DH13-Mx0xxxL20L-x

Contact Plating	Gold
Contact Plating Thickness	Gold Flash
Soldering Plating	Gold

pin	A	B
2	2.00	4.00
3	4.00	6.00
4	6.00	8.00
5	8.00	10.00
6	10.00	12.00
7	12.00	14.00
8	14.00	16.00
9	16.00	18.00
10	18.00	20.00
11	20.00	22.00
12	22.00	24.00
13	24.00	26.00
14	26.00	28.00
15	28.00	30.00
16	30.00	32.00
17	32.00	34.00
18	34.00	36.00
19	36.00	38.00
20	38.00	40.00
21	40.00	42.00
22	42.00	44.00
23	44.00	46.00
24	46.00	48.00
25	48.00	50.00
26	50.00	52.00
27	52.00	54.00
28	54.00	56.00
29	56.00	58.00
30	58.00	60.00
31	60.00	62.00
32	62.00	64.00
33	64.00	66.00
34	66.00	68.00
35	68.00	70.00
36	70.00	72.00
37	72.00	74.00
38	74.00	76.00
39	76.00	78.00
40	78.00	80.00

PART NUMBER: DH13-M x 0 xx x L20L- x

B: BLACK
 E: BLUE Y: YELLOW
 0: STANDARD
 C: CAP+REEL
 xx: Number of contact
 B: PA6T D: PA9T
 G: PBT E: LCP

DST-conn Tech. Co., Ltd.

COPYRIGHT RESERVED, PLEASE DO NOT COPY.

PART NAME	PH P2.0 180° DIP SERIES	DRAWING	Winky	DWG. No.	DH13
PART NO.	DH13-Mx0xxxL20L-x	CHECK	Roy	REV.	A
UNIT : mm	TOLERANCE UNLESS OTHERWISE SPECIFIED	APPROVAL	John	DATE	2014. 10. 08
	X. X ±0.30 X. XX ±0.20 X. XXX ±0.10	SCALE	1:1	PAGE	1 OF 1
	ANGLE ±2°				

F E D C B A