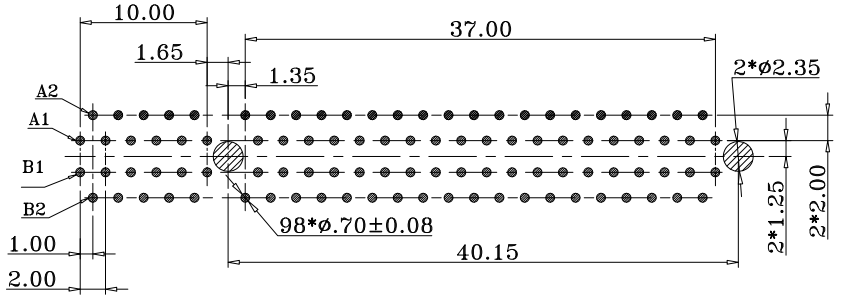
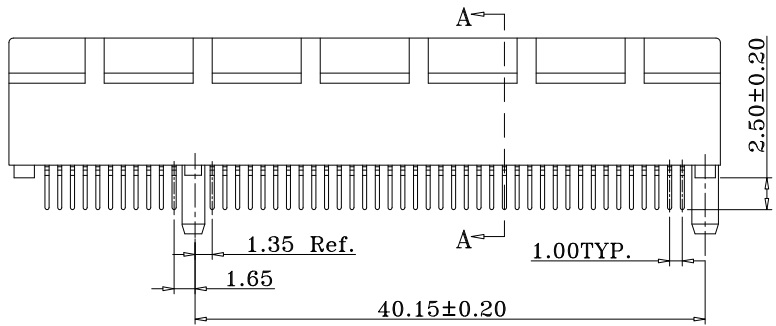
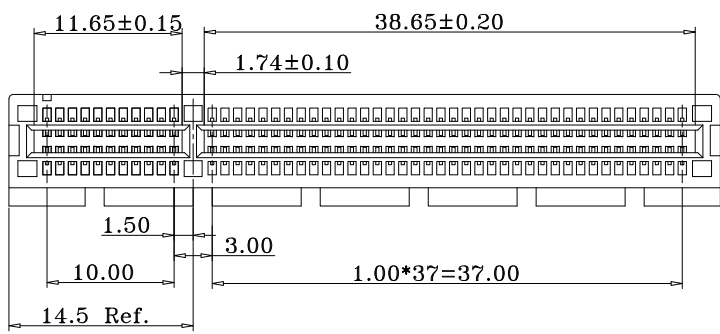
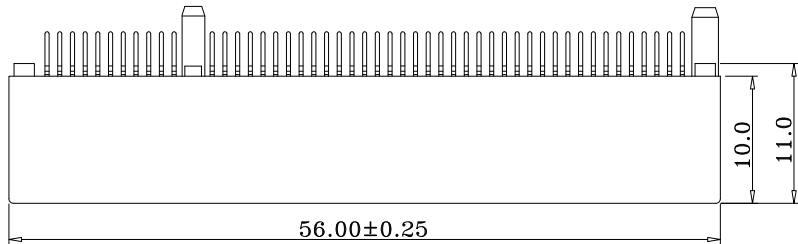
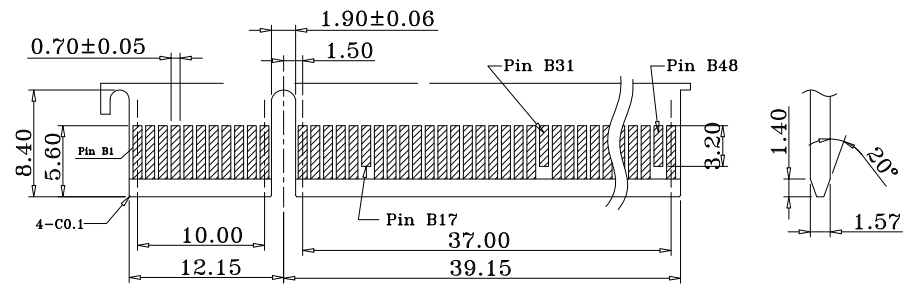


RoHS Compliant

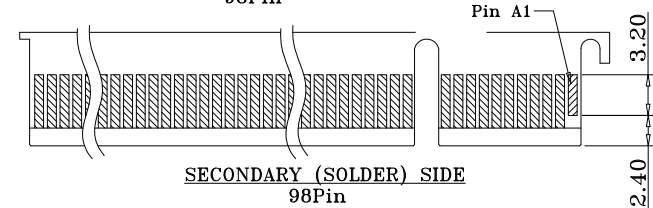
SYMBOL	REV.	REVISION	APPROVAL	DATE
	A	新版圖紙	Winky	2012.09.01



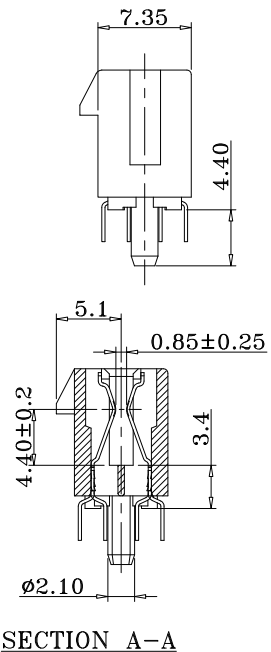
RECOMMENDED PCB LAYOUT (COMPONENT SIDE)
TOLERANCE: ±0.05



PRIMARY (COMPONENT) SIDE
98Pin



SECONDARY (SOLDER) SIDE
98Pin



SECTION A-A

*ORDER INFORMATION:
DI40-EVxxx98xxZ

- Material: B: PA6T, E: LCP
- Color: R:Red, A:Orange, Y:Yellow, G:Green, Y:Yellow, E:Bule, C:Gray, P:Purple, B:Black
- Environment Protection: L: RoHS, G: GP, H: Halogen-free
- Packing: E: Tube, T: Tray, G: Box
- 98: No. of Pins
- Plating: 0: Flash.Gold in contact area, 1: 3u" Min.Gold in contact area, 2: 5u" Min.Gold in contact area, 3: 10u" Min.Gold in contact area, 4: 15u" Min.Gold in contact area

Material:
Housing: LCP/PA6T,UL94 V-0,Color:SEE TABLE
Termination: Brass, Gold plating at mating area, Matte Tin plating at sold tail area, all over Nickel(30u" min);

DST-conn Tech. Co., Ltd.

COPYRIGHT RESERVED, PLEASE DO NOT COPY.

PART NAME	PCIe 98P 传统型导柱式DIP型 DIP=2.50mm	DRAWING	Winky	DWG.No.	DI40
PART NO.	DI40-EVxxx98xxZ	CHECK	Roy	REV.	A
UNIT : mm	TOLERANCE UNLESS OTHERWISE SPECIFIED	X.X ±0.38 X.XX ±0.25 X.XXX ±0.10	ANGLE	APPROVAL	John
			±2°	SCALE	1:1
				DATE	2012.09.01
				PAGE	1 OF 1