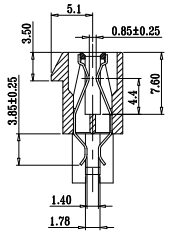
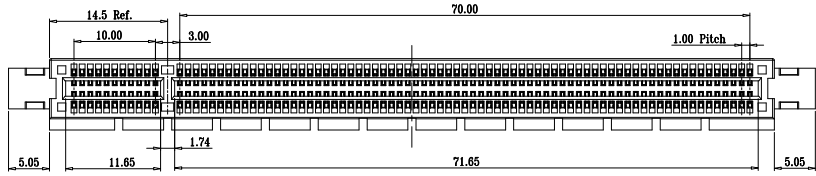


RoHS Compliant

SYMBOL	REV.	REVISION	APPROVAL	DATE
	A	新版圖紙	Winky	2015.02.05



- NOTES:
- Electrical characteristics:
 - Current rating: 1.1 AMP per contact;
 - Insulation resistance: 1000 Megohms at 500V DC Min;
 - Contact resistance: 30 milliohms Max (initial);
 - Mechanical characteristics:
 - Insertion force: 1.15N Max per contact pair;
 - Withdrawal force: 0.15N Min per contact pair;
 - Materials:
 - Housing: LCP+30%G/F UL94-V0;
 - contact: Copper Alloy, Gold plating over Nickel on contact area; Tin plating on terminal;

ORDER INFORMATION:
DI43-EDExx164xxZ

Material:
 E: LCP

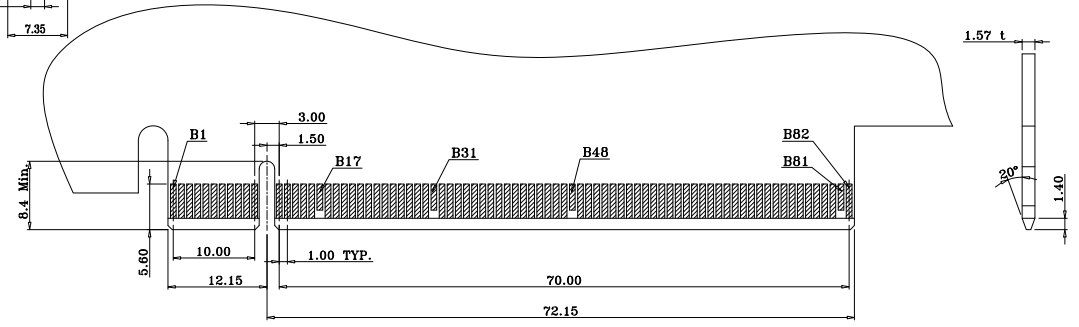
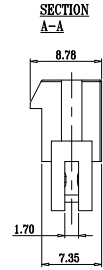
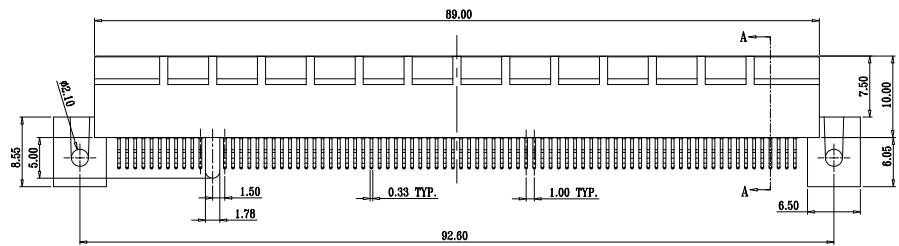
Color:
 B: Black
 W: White

Environment Protection:
 L: RoHS
 G: GP
 H: Halogen-free

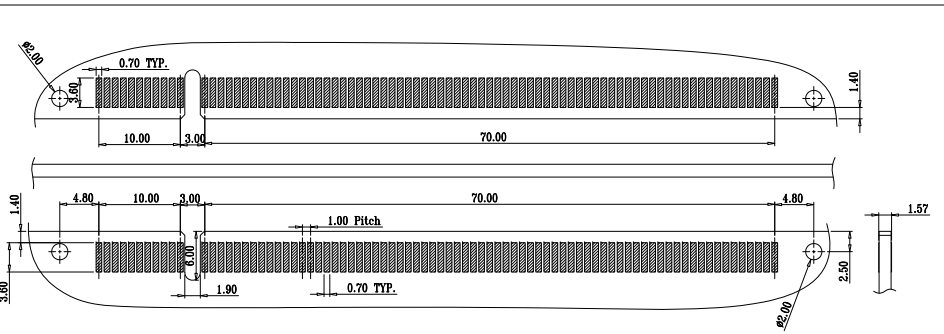
Packing:
 E: Tube
 T: Tray
 G: Box

164: No. of Pins

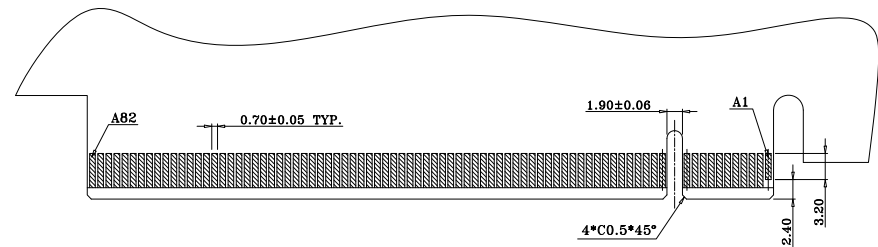
Plating:
 0: Flash.Gold in contact area
 1: 3u" Min.Gold in contact area
 2: 5u" Min.Gold in contact area
 3: 10u" Min.Gold in contact area
 4: 15u" Min.Gold in contact area



RECOMMENDED EDGE CARD PATTERN(PRIMARY SIDE)



RECOMMENDED PCB LAYOUT
 TOLERANCE: ±0.05



RECOMMENDED EDGE CARD PATTERN(SECONDARY SIDE)

DST-conn Tech. Co., Ltd.

COPYRIGHT RESERVED, PLEASE DO NOT COPY.

PART NAME	PCIe 164P 带螺丝孔带定位柱	DRAWING	Winky	DWG. No.	DI43	
PART NO.	DI43-EDExx164xxZ	CHECK	Roy	REV.	A	
UNIT : mm	TOLERANCE UNLESS	X. X ±0.38	APPROVAL	John	DATE	2015.02.05
	OTHERWISE SPECIFIED	X. XX ±0.25 X. XXX ±0.10			SCALE	1:1