

F

E

D

C

B

A

RoHS Compliant

SYMBOL

REV.

REVISION

APPROVAL

DATE

A

新版圖紙

Winky

2014. 09. 16

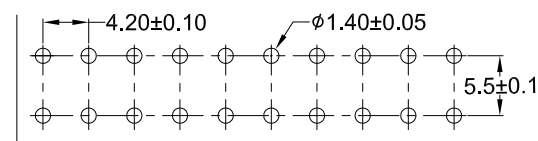
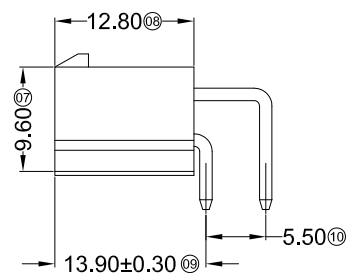
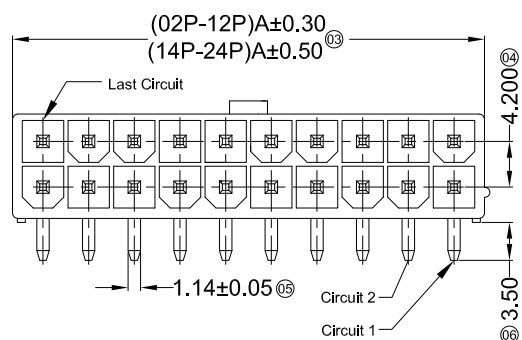
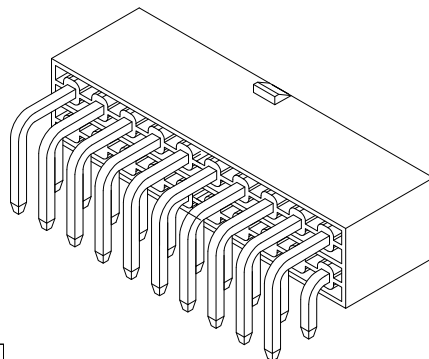
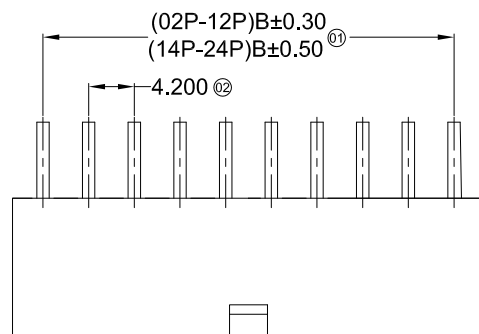
DP04 - D x x xx TL42W- x

① ② ③ ④ ⑤ ⑥

- ① Series No.
 ② Welding Board Angle&Way: D: DIP 90°
 ③ Material: 1:PA66 94V-0 2:PA66 94V-2
 E:LCP 94V-0 B:PA6T 94V-0 D:PA9T 94V-0
 ④ Planting Category: 0:All Gold-Plated Gold Flash
 B:Bright tin plating 70u"
 ⑤ Row No.-Pin No.: xx: 02P~24P
 ⑥ Color: N:Natural Color B:Black

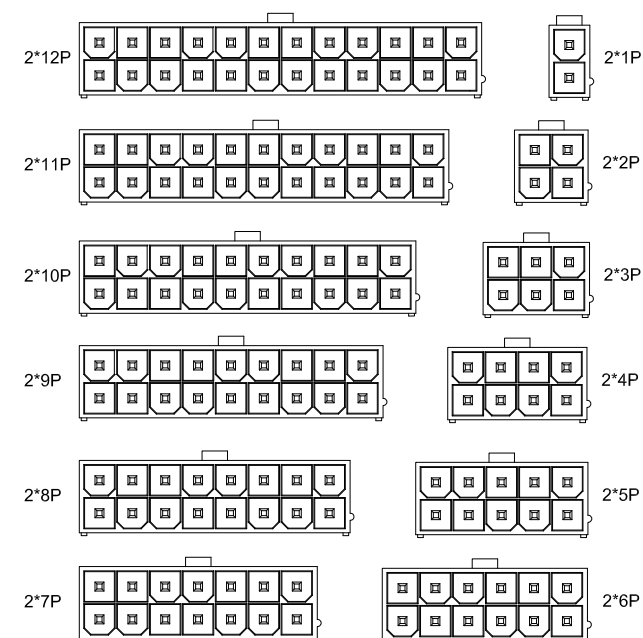
Specifications :

- Voltage rating: 600V AC / DC
- Current rating: 9A AC / DC
- Withstanding voltage: 1500V AC/minute
- Temperature range: -25°C~+85°C
- Insulation resistance:≥1000MΩ
- Contact resistance:≤10mΩ
- After environmental testing: ≤20mΩ



P.C.B. HOLE DIMENSION

Poles	Dimensions(mm)		Poles	Dimensions(mm)	
	A	B		A	B
02	5.60	---	14	30.80	25.20
04	9.80	4.20	16	35.00	29.40
06	14.00	8.40	18	39.20	33.60
08	18.20	12.60	20	43.40	37.80
10	22.40	16.80	22	47.60	42.00
12	26.60	21.00	24	51.80	46.20



DP04-D10xxTL42W-x	PA66 UL 94V-0	Brass	Gold-Flash	DP04-H	1,000Pcs
DP04-D16xxTL42W-x	PA66 UL 94V-0	Brass	Tin-Plated		
DP04-D20xxTL42W-x	PA66 UL 94V-2	Brass	Gold-Flash		
DP04-D24xxTL42W-x	PA66 UL 94V-2	Brass	Tin-Plated		
PART NO	Material	Material(Pln)	Finish(Pln)	Mates With Housing	Q'ty/Bag

DST-conn Tech. Co., Ltd.

COPYRIGHT RESERVED, PLEASE DO NOT COPY.

PART NAME	4.20mm Crimp Style Connectors		DRAWING	Winky		DWG. No.	DP04	
PART NO.	DP04-DxxxxTL42W-x		CHECK	Roy		REV.	A	
UNIT : mm	TOLERANCE UNLESS	X. X ±0.30	ANGLE	APPROVAL	John		DATE	2014. 09. 16
	OTHERWISE SPECIFIED	X. XX ±0.20 X. XXX ±0.10		SCALE	1:1		PAGE	1 OF 1

F

E

D

C

B

A