

RoHS Compliant

SYMBOL

REV.

REVISION

APPROVAL

DATE

A

新版圖紙

Winky

2010. 10. 30

NOTES:

1.MATERIAL:

BASE&COVER:HIGH TEMPERATURE THERMOPLASTIC,UL94 V-0,COLOR:BLACK
CONTACT:COPPY ALLOY T=0.30±0.01mm
SPRING:STRAINLESS STEEL T=0.20±0.01mm

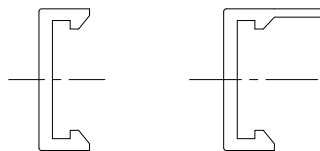
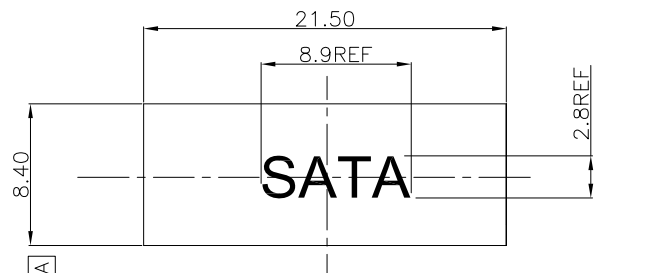
2.PLATING:

CONTACT:GOLD OVER PLATED UNDERPLATE TERMINAL AREA,100u"MIN
TIN OVER PLATED SOLDER TAIL AREA 50u" MIN NICKEL UNDERPLATE
GOLD SPECIFICATION: a: G/F ,b: 15u"

3.ELECTRONICAL SPECIFICATION:

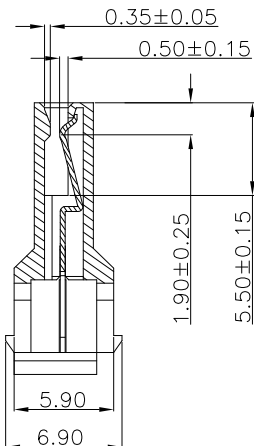
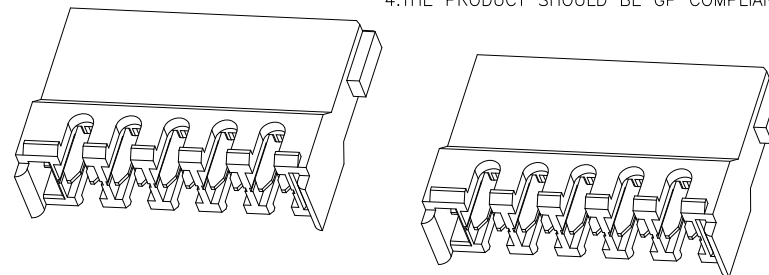
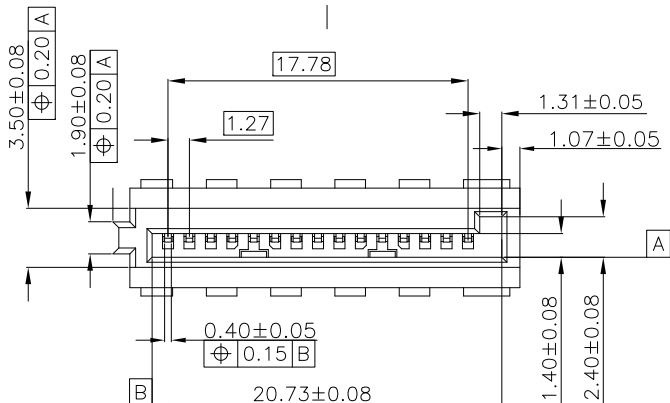
CURRENT RATING:1.5 AMPERE PER CONTACT
CONTACT RESISTANCE:30 MILLIOHMS MAX.
INSULATION RESISTANCE:1000 MEGOHMS MIN.
DIELECTRIC WITHSTANDING VOLTAGE:500 VAC.
OPERATING TEMPERATURE:-20°C~+85°C

4.THE PRODUCT SHOULD BE GP COMPLIANCE



SHORT COVER

LONG COVER



SECTION A-A
SCALE 1 : 1

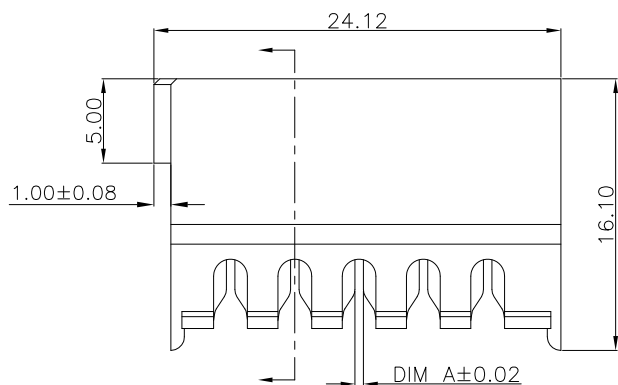
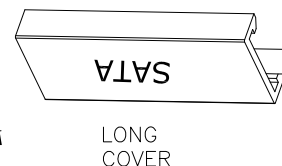


TABLE 1

NO	PART NO	PLATING	COVER	DIM A
8	DS06-PG415GL69SK11	15U"	LONG COVER	0.80
7	DS06-PG015GL69SK11	G/F		
6	DS06-PG415GL69SK21	15U"	SHORT COVER	0.50
5	DS06-PG015GL69SK21	G/F		
4	DS06-PG415GL69SK12	15U"	LONG COVER	0.50
3	DS06-PG015GL69SK12	G/F		
2	DS06-PG415GL69SK22	15U"	SHORT COVER	0.50
1	DS06-PG015GL69SK22	G/F		

DST-conn Tech. Co., Ltd.

COPYRIGHT RESERVED, PLEASE DO NOT COPY.

PART NAME	ASSEMBLY OF SATA-15P IDC (FULL PIN)--NEW YTPP	DRAWING	Winky	DWG. No.	DS06	
PART NO.	DS06-PGx15GL69SKxx	CHECK	Roy	REV.	A	
UNIT : mm	TOLERANCE UNLESS OTHERWISE SPECIFIED	X. X ±0.20 X. XX ±0.15 X. XXX ±0.10	APPROVAL	John	DATE	2010. 10. 30
		ANGLE ±3°	SCALE	1:1	PAGE	1 OF 1