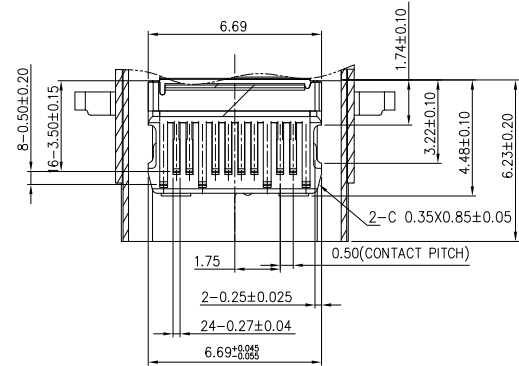
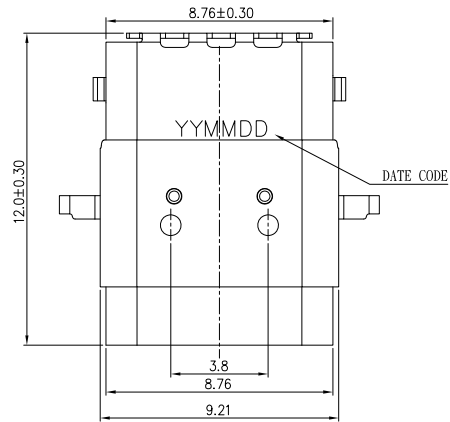


RoHS Compliant

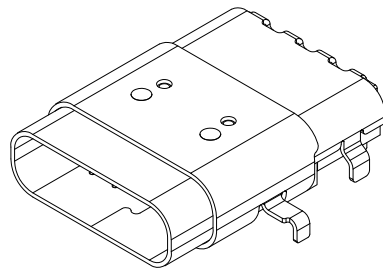
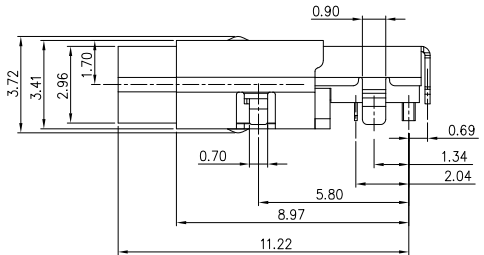
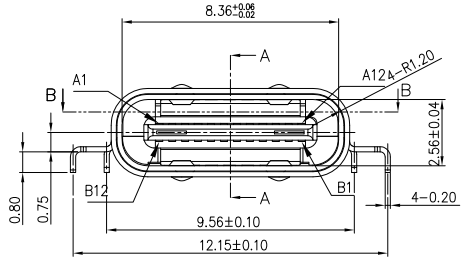
SYMBOL	REV.	REVISION	APPROVAL	DATE
	A	新版圖紙	Winky	2015/03/18



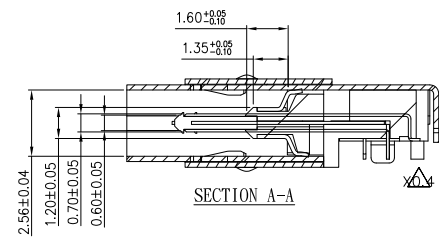
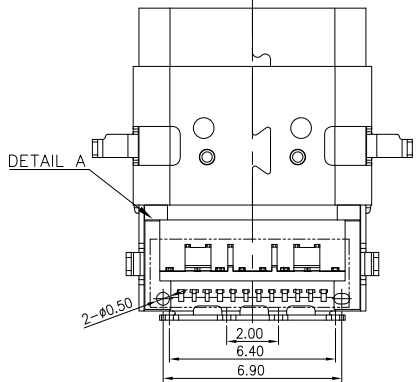
SECTION B-B

Notes:

- ELECTRICAL CHARACTERISTICS:
 - CURRENT RATING:
POWER PINS COLLECTIVELY(PINS A1, A4, A9, A12, B1, B4, B9, B12): 5A
Vconn PIN(B5): 1.25A
SIGNAL PINS(OTHER) : 0.25A
 - CONTACT RESISTANCE:
40mΩ (MAX) INTAIL FOR VBUS, GND AND ALL OTHER CONTACTS.
MAXIMUM CHANGE(ΔETLA) OF +10mΩ AFTER ENVIRONMENTAL STRESSES.
 - DIELECTRIC WITHSTANDING VOLTAGE: 100V AC FOR ONE MINUTE.
 - INSULATION RESISTANCE: 100MΩ MIN. MEASURED BY 100 VDC.
- MECHANICAL CHARACTERISTICS:
 - INSERTION FORCE: 5N-20N.
 - EXTRACTION FORCE: 8N-20N.
- DURABILITY TEST: 10,000 CYCLES.
- FOR REFLOW SOLDERING LEAD-FREE PROCESS.
- SOLDERING HEAT RESISTANCE REFLOW SOLDERING 260 C.
- PLUG INTERFACE DIMENSIONS CONFORM TO USB TYPE-C SPEC.
- PACKAGING: BAG.



YY MM DD
 DD: DAY(01 ~ 31)
 MM: MONTH(01~12)
 YY: YEAR(10~)



SECTION A-A

PIN	SIGNAL NAME					
A1, B1, A12, B12	GND					
A4, B4, A9, B9	Vbus					
A5	CC	⑦	CONTACT	COPPER ALLOY	GOLD FLASH PLATING	24
B5	Vconn	⑥	GND SPRING	STAINLESS STEEL	NOX PLATING	2
A6	dp1	⑤	LATCH	STAINLESS STEEL	Ni 50u" MIN.	1
A7	dn1	④	MAIN SHELL	STAINLESS STEEL	Ni 50u" MIN.	1
A2	SSTxp1	③	1/M BODY(P3)	HIGH TEMP PLASTIC	UL94V-0, BLACK	2
A3	SSTxn1	②	1/M BODY(P2)	HIGH TEMP PLASTIC	UL94V-0, BLACK	2
B11	SSRxn1	①	HOUSING(P1)	HIGH TEMP PLASTIC	UL94V-0, BLACK	1
B10	SSRxn1	①	HOUSING(P1)	HIGH TEMP PLASTIC	UL94V-0, BLACK	1
She11	Shield	ITEM	DESCRIPTIONS	MATERIAL	FINISH	Q' TY NOTE

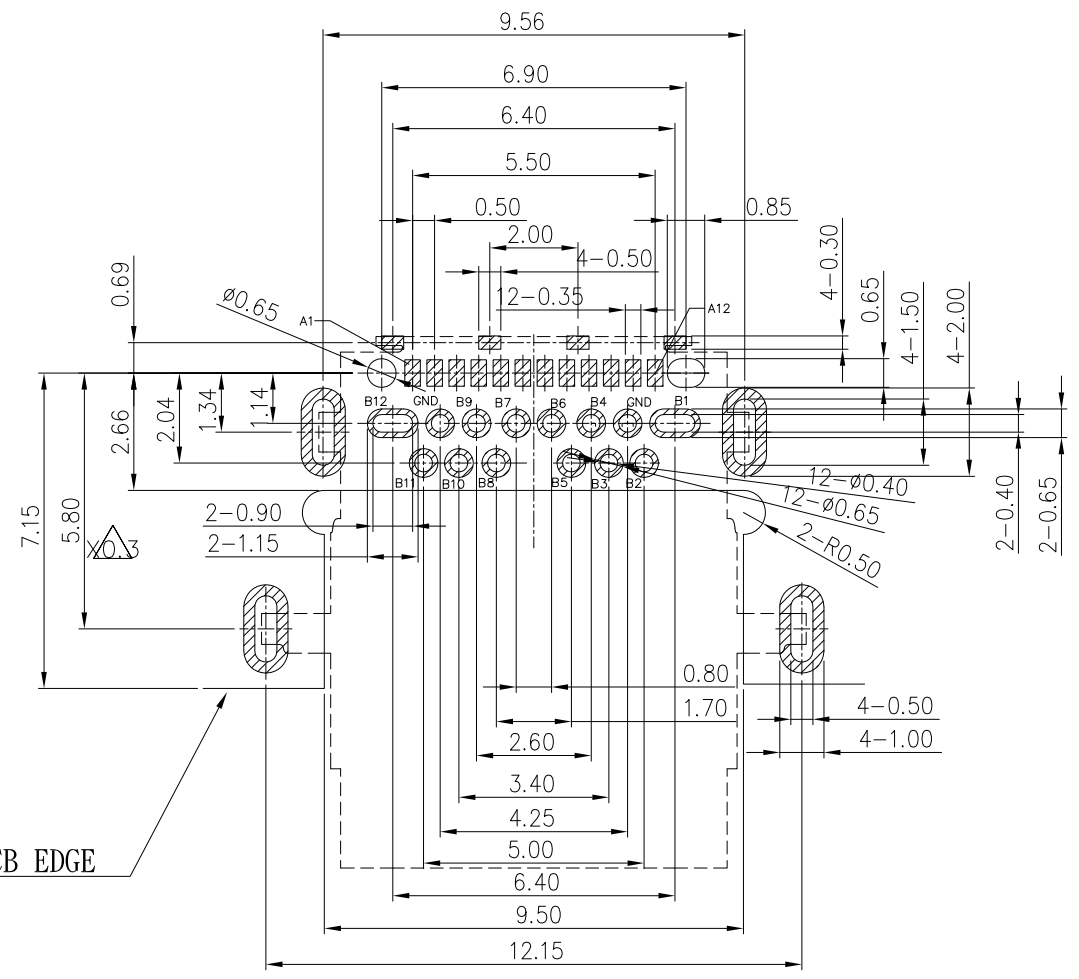
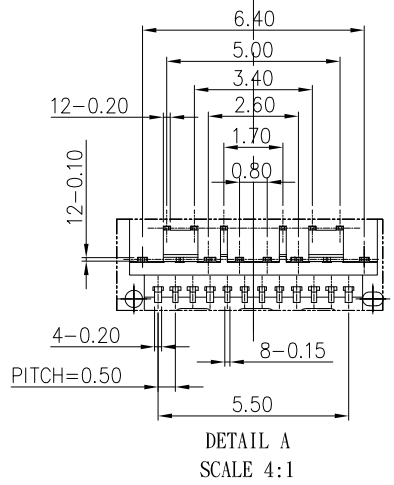
DST-conn Tech. Co., Ltd.

COPYRIGHT RESERVED, PLEASE DO NOT COPY.

PART NAME	USB3.1 TYPE-C CL0.75 HYBRID	DRAWING	Winky	DWG. No.	DU30	
PART NO.	DU30-CMEB024RLGT	CHECK	Roy	REV.	A	
UNIT : mm	TOLERANCE UNLESS OTHERWISE SPECIFIED	X.X ± 0.35 X.XX ± 0.25 X.XXX ± 0.15	ANGLE	John	DATE	2015/03/18
			±5°	SCALE	PAGE	1 OF 3

RoHS Compliant

SYMBOL	REV.	REVISION	APPROVAL	DATE
	A	新版圖紙	Winky	2015/03/18



RECOMMENDED PADS LAYOUT

<TOP VIEW>

NOTE : TOLERANCE FOR PCB LAYOUT IS ± 0.05

Pin	Signal Name	Mating Sequence	Pin	Signal Name	Mating Sequence
A1	GND	First	B12	GND	First
A2	SSTXp1	Second	B11	SSRXp1	Second
A3	SSTXn1	Second	B10	SSRXn1	Second
A4	V _{BUS}	First	B9	V _{BUS}	First
A5	CC1	Second	B8	SBU2	Second
A6	Dp1	Second	B7	Dn2	Second
A7	Dn1	Second	B6	Dp2	Second
A8	SBU1	Second	B5	CC2	Second
A9	V _{BUS}	First	B4	V _{BUS}	First
A10	SSRXn2	Second	B3	SSTXn2	Second
A11	SSRXn2	Second	B2	SSTXn2	Second
A12	GND	First	B1	GND	First
SHELL	GND		SHELL	GND	

DST-conn Tech. Co., Ltd.

COPYRIGHT RESERVED, PLEASE DO NOT COPY.

PART NAME		USB3.1 TYPE-C CL0.75 HYBRID		DRAWING		Winky		DWG. No.		DU30		
PART NO.		DU30-CMEB024RLGT		CHECK		Roy		REV.		A		
UNIT : mm	TOLERANCE UNLESS OTHERWISE SPECIFIED		X.X ± 0.35	ANGLE $\pm 5^\circ$	APPROVAL		John		DATE		2015/03/18	
			X.XX ± 0.25		SCALE		1:1		PAGE		2 OF 3	

F

E

D

C

B

A

RoHS Compliant

SYMBOL

REV.

REVISION

APPROVAL

DATE

A

新版圖紙

Winky

2015/03/18

NOTE:

1. MATERIAL:

BOX: FIBREBOARD, CORRUGATED, DOUBLE WALL.

TAPE: POLYSTYRENES, HEAT-RESISTANT TEMPERATURE: 120°C, BLACK COLOR.

REEL: POLYSTYRENES, HEAT-RESISTANT TEMPERATURE: 70°C, BLUE COLOR.

BAG: POLYETHYLENE, HEAT-RESISTANT TEMPERATURE: 100°C.

2. PEELING STRENGTH: 0.1 ~ 1.3 N (10 ~ 130 GRAMS)

3. PEELING SPEED: 300 mm/min.

4. EACH BAG SHALL BE INCLUDED DESICCANT.

1000	10	10000 PCS
PCS/ REEL	REELS/ CARTON	QUANTITY

COPYRIGHT RESERVED, PLEASE DO NOT COPY.

PART NAME		USB3.1 TYPE-C CL0.75 HYBRID		DRAWING		Winky		DWG. No.		DU30	
PART NO.		DU30-CMEB024RLGT		CHECK		Roy		REV.		A	
	UNIT :	TOLERANCE UNLESS	X.X ± 0.35	ANGLE	APPROVAL	John		DATE		2015/03/18	
	mm	OTHERWISE SPECIFIED	X.XX ± 0.25 X.XXX ± 0.15		±5°	SCALE	1:1		PAGE		3 OF 3

F

E

D

C

B

A