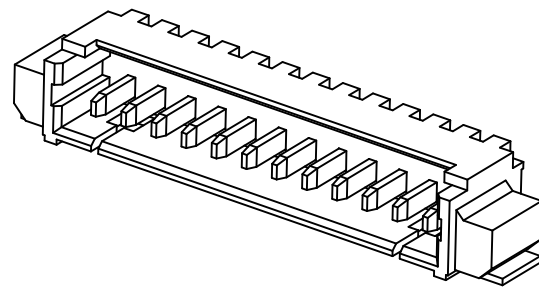
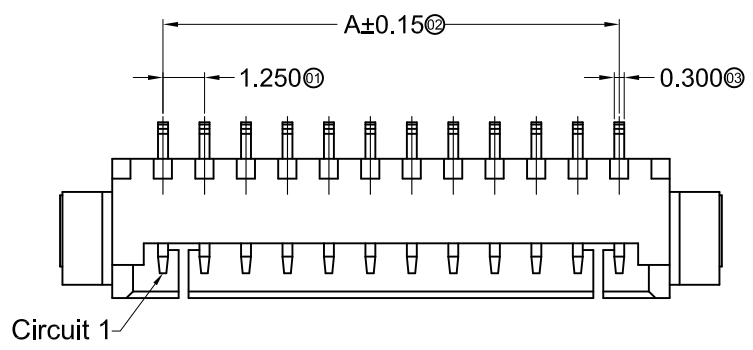
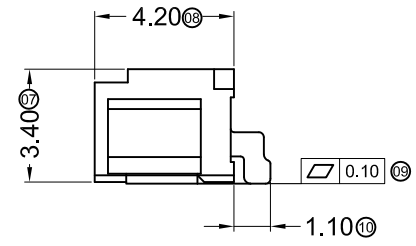
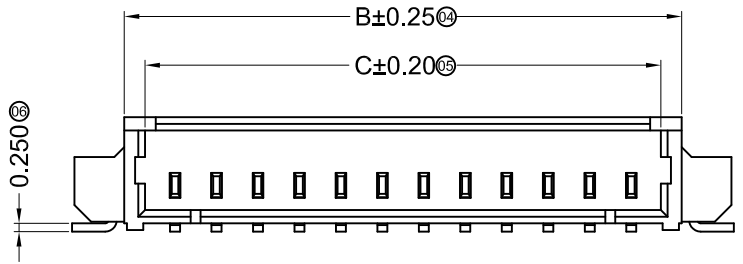


RoHS Compliant	SYMBOL	REV.	REVISION	APPROVAL	DATE
		A	新版圖紙	Winky	2015. 04. 13



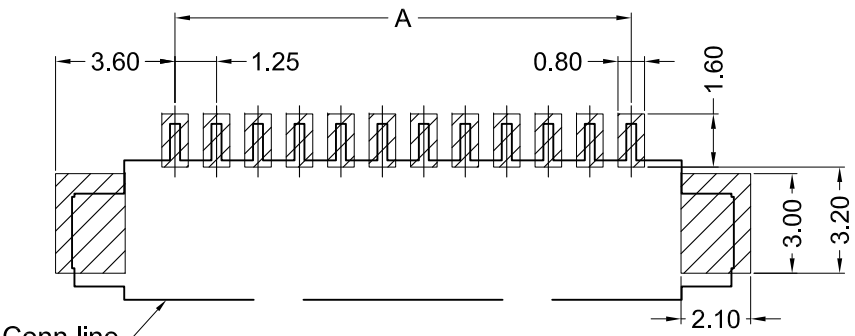
Specifications :

- Voltage rating: 125V AC / DC
- Current rating: 1A AC / DC
- Withstanding voltage: 250V AC/minute
- Temperature range: -25°C~+85°C
- Insulation resistance: ≥100MΩ
- Contact resistance: ≤20mΩ
- After environmental testing: ≤40mΩ

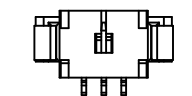


DW03 - W S D B xx R L W
 ① ② ③ ④ ⑤ ⑥ ⑦

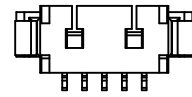
- ① Series No. DW03
- ② Category: W: Wafer
- ③ Welding Board Angle&Way: S: SMT ,Right Angle 90°
- ④ Material: D: PA9T 94V-0
- ⑤ Planting Category: B: Bright tin plating
- ⑥ Row No.-Pin No.: xx: -02P~20P
- ⑦ L:Lead Free



Recommended P.C.B Layout
 General Tolerance±0.05



02P~03P Single Hole
 Scale 0.6:1



04P~20P Double Hole
 Scale 0.6:1

Poles	Dimensions(mm)			Poles	Dimensions(mm)		
	A	B	C		A	B	C
02	1.25	4.25	3.05	12	13.75	16.75	15.55
03	2.50	5.50	4.30	13	15.00	18.00	16.80
04	3.75	6.75	5.55	14	16.25	19.25	18.05
05	5.00	8.00	6.80	15	17.50	20.50	19.30
06	6.25	9.25	8.05	16	18.75	21.75	20.55
07	7.50	10.50	9.30	17	20.00	23.00	21.80
08	8.75	11.75	10.55	18	21.25	24.25	23.05
09	10.00	13.00	11.80	19	22.50	25.50	24.30
10	11.25	14.25	13.05	20	23.75	26.75	25.55
11	12.50	15.50	14.30				

DW03-WSDBxxRLW	PA9T UL 94V-0	Brass	Tin-Plated	Brass	Tin-Plated	DW03-H
PART NO	Material	Material(Pin)	Finish(Pin)	Material (Solder Tabs)	Finish (Solder Tabs)	Mates With Housing

DST-conn Tech. Co., Ltd.

COPYRIGHT RESERVED, PLEASE DO NOT COPY.

PART NAME	1.25mm Wafer Connectors		DRAWING	Winky	DWG. No.	DW03	
PART NO.	DW03-WSDBxxRLW		CHECK	Roy	REV.	A	
UNIT : mm	TOLERANCE UNLESS	X. X ±0.30	ANGLE	APPROVAL	John	DATE	2015. 04. 13
	OTHERWISE SPECIFIED	X. XX ±0.20 X. XXX ±0.10				SCALE	1:1

F E D C B A