

RoHS Compliant
Halogen Free

SYMBOL

REV.

REVISION

APPROVAL

DATE

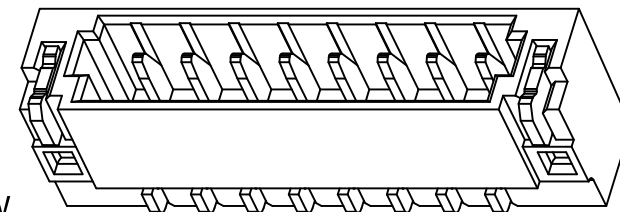
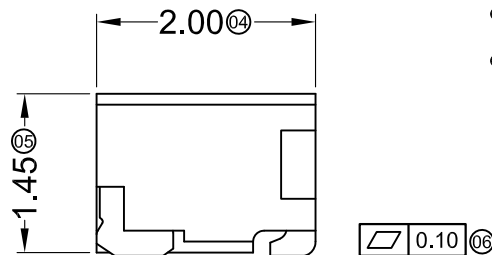
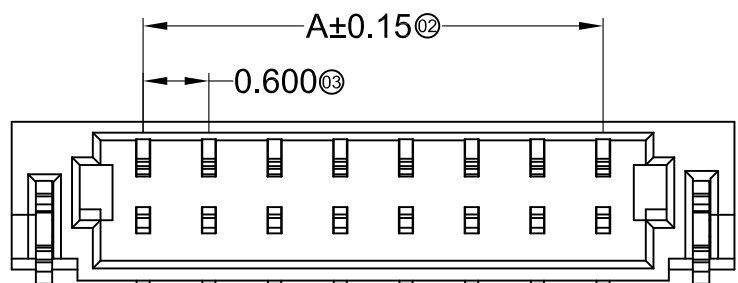
新版圖紙

Winky

2015. 04. 16

Specifications :

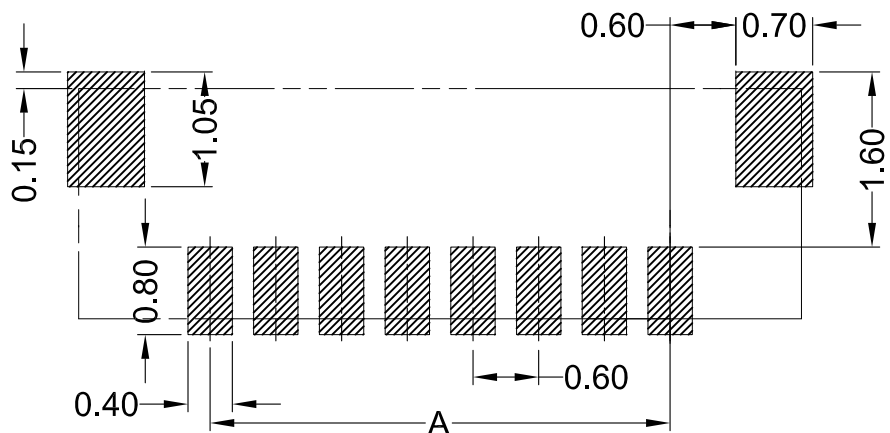
- Voltage rating: 30V AC / DC
- Current rating: 0.2A AC / DC
- Withstanding voltage: 200V AC/minute
- Temperature range: -25°C~+85°C
- Insulation resistance: ≥100MΩ
- Contact resistance: ≤30mΩ



DW04 - W S E x xx R x W
① ② ③ ④ ⑤ ⑥ ⑦

- ① Series No.
- ② Category: W: wafer
- ③ Welding Board Angle&Way: S: SMT 90°
- ④ Material: E: LCP 94V-0
- ⑤ Planting Category: B: Bright tin plating
0: All Gold Flash
- ⑥ Row No.-Pin No.: xx: 02P~22P
- ⑦ H:Halogen Free L:Lead Free

Poles	Dimensions(mm)		Poles	Dimensions(mm)	
	A	B		A	B
02	0.60	3.00	12	6.60	9.00
03	1.20	3.60	13	7.20	9.60
04	1.80	4.20	14	7.80	10.20
05	2.40	4.80	15	8.40	10.80
06	3.00	5.40	16	9.00	11.40
07	3.60	6.00	17	9.60	12.00
08	4.20	6.60	18	10.20	12.60
09	4.80	7.20	19	10.80	13.20
10	5.40	7.80	20	11.40	13.80
11	6.00	8.40	22	12.60	14.40



Recommended P.C.B Layout
General Tolerance ±0.05

DW04-WSE0xxRHW	LCP UL 94V-0 (Halogen Free)	Phosphor Bronze	Gold-Flash	Brass	Gold-Flash	DW04-H
DW04-WSE0xxRLW	LCP UL 94V-0		Gold-Flash		Tin-Plated	
DW04-WSEBxxRLW			Tin-Plated		Tin-Plated	
PART NO	Material	Material(Pin)	Finish(Pin)	Material (Solder Tabs)	Finish (Solder Tabs)	Mates With DST Housing

DST-conn Tech. Co., Ltd.

COPYRIGHT RESERVED, PLEASE DO NOT COPY.

PART NAME	0.60mm IDC Style Connectors	DRAWING	Winky	DWG. No.	DW04
PART NO.	DW04-WSExxxRxW	CHECK	Roy	REV.	A
UNIT : mm	TOLERANCE UNLESS OTHERWISE SPECIFIED	X. X ±0.30 X. XX ±0.20 X. XXX ±0.10	ANGLE	APPROVAL	DATE
			±2°	SCALE	2015. 04. 16
				1:1	PAGE
					1 OF 1