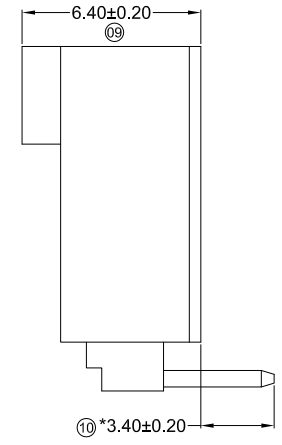
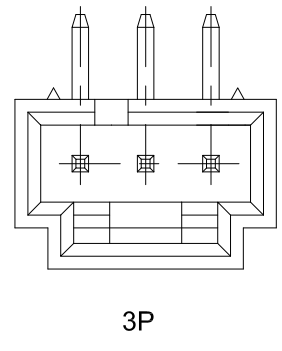
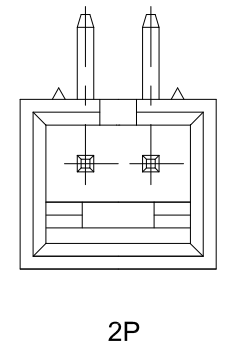
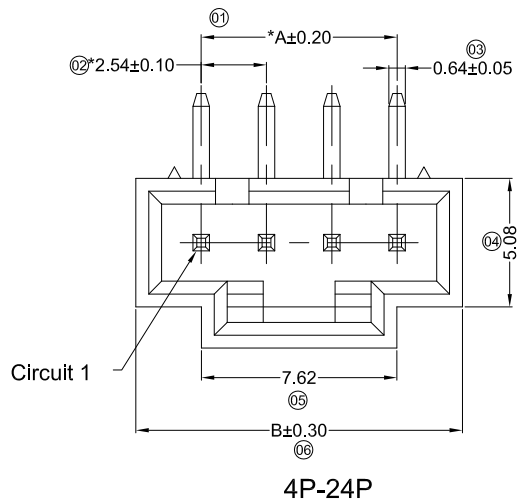
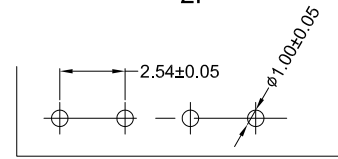
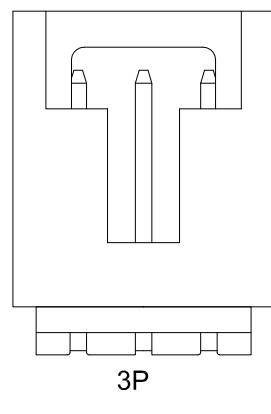
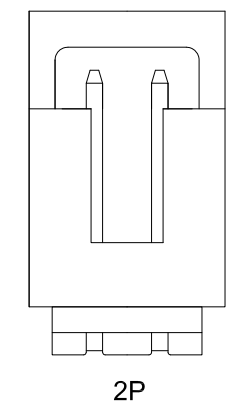
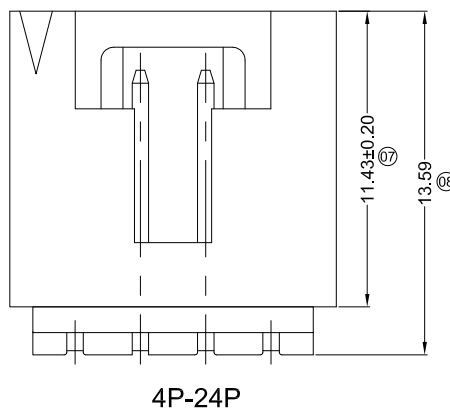


RoHS Compliant

SYMBOL	REV.	REVISION	APPROVAL	DATE
	A	新版圖紙	Winky	2013.08.12



- Specifications :
- Voltage rating: 250V AC / DC
  - Current rating: 3A AC / DC
  - Withstanding voltage: 1500V AC/minute
  - Temperature range: -25°C~+85°C
  - Insulation resistance: ≥1000MΩ
  - Contact resistance: ≤20mΩ
  - After environmental testing: ≤30mΩ
  - Mark "\*" Indicate Dimensions Need to Controlled In Emphasis



Recommend PCB Layout

DW21 - W D I x xx GLW  
 ① ② ③ ④ ⑤ ⑥

- ① Series No.
- ② Category: W: wafer
- ③ Welding Board Angle&Way: D: DIP,90°
- ④ Material: I:PA66 94V-0
- ⑤ Planting Category: 0:Gold Flash 1:3u" 2:5u" 3:10u" 4:15u" 5:30u" 6:50u" B:Bright Tin plating 70-120u" C:Bright Tin plating 120u"Min M:Matte Tin plating
- ⑥ Row No.-Pin No.: xx: 02P~24P

Poles	Dimensions (mm)	
	A	B
02	2.54	7.62
03	5.08	10.16
04	7.62	12.70
05	10.16	15.24
06	12.70	17.78
07	15.24	20.32
08	17.78	22.86
09	20.32	25.40
10	22.86	27.94
11	25.40	30.48
12	27.94	33.02
13	30.48	35.56
14	33.02	38.10
15	35.56	40.64
16	38.10	43.18
17	40.64	45.72
18	43.18	48.26
19	45.72	50.80
20	48.26	53.34
21	50.80	55.88
22	53.34	58.42
23	55.88	60.96
24	58.42	63.50

DW21-WDI0xxGLW	PA66 UL 94V-0	Brass	Gold-Flash	DW20-H	1,000Pcs
PART NO	Material	Material(Pin)	Finish(Pin)	Mates With Housing	Q' ty/Bag

**DST-conn Tech. Co., Ltd.**

COPYRIGHT RESERVED, PLEASE DO NOT COPY.

PART NAME	2.54 mm Crimp Style Connectors	DRAWING	Winky	DWG. No.	DW21		
PART NO.	DW21-WDIxxxGLW	CHECK	Roy	REV.	A		
UNIT : mm	TOLERANCE UNLESS OTHERWISE SPECIFIED	X. X ±0.30	ANGLE ±2°	APPROVAL	John	DATE	2013.08.12
		X. XX ±0.20		SCALE	1:1	PAGE	1 OF 1
		X. XXX ±0.10					