

F

E

D

C

B

A

RoHS Compliant

SYMBOL

REV.

REVISION

APPROVAL

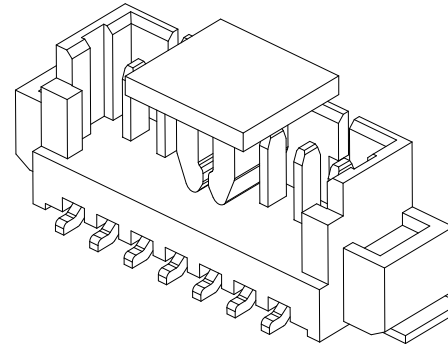
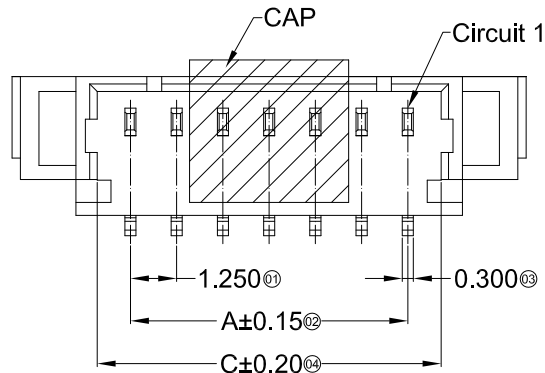
DATE

A

新版圖紙

Winky

2014. 05. 13



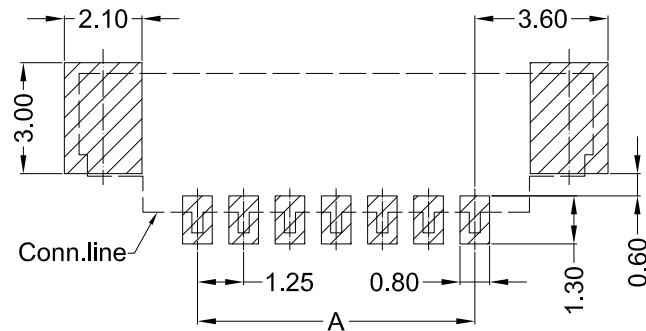
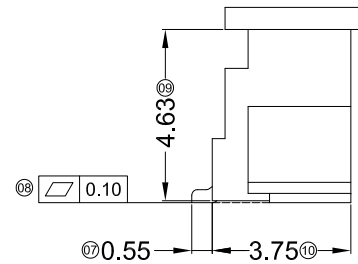
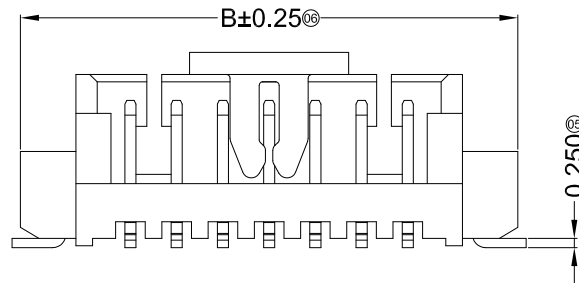
Specifications :

- Voltage rating: 125V AC / DC
- Current rating: 1A AC / DC
- Withstanding voltage: 250V AC/minute
- Temperature range: -25°C~+85°C
- Insulation resistance: ≥100MΩ
- Contact resistance: ≤20mΩ
- After environmental testing: ≤40mΩ

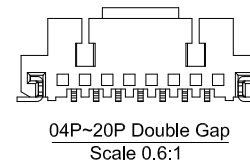
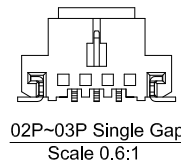
DW24 - W L D B xx RLW

① ② ③ ④ ⑤ ⑥

- ① Series No.
 ② Category: W: wafer
 ③ Welding Board Angle&Way: L: SMT ,Right Angle 180°
 ④ Material: D:PA9T 94V-0
 ⑤ Planting Category: B: Bright Tin plating
 ⑥ Row No.-Pin No.: xx: 02P~20P



Recommended P.C.B Layout
 General Tolerance±0.05



Poles	Dimensions(mm)			Poles	Dimensions(mm)		
	A	B	C		A	B	C
02	1.25	7.20	3.05	12	13.75	19.70	15.55
03	2.50	8.45	4.30	13	15.00	20.95	16.80
04	3.75	9.70	5.55	14	16.25	22.20	18.05
05	5.00	10.95	6.80	15	17.50	23.45	19.30
06	6.25	12.20	8.05	16	18.75	24.70	20.55
07	7.50	13.45	9.30	17	20.00	25.95	21.80
08	8.75	14.70	10.55	18	21.25	27.20	23.05
09	10.00	15.95	11.80	19	22.50	28.45	24.30
10	11.25	17.20	13.05	20	23.75	29.70	25.55
11	12.50	18.45	14.30				

DW24-WLDBxxRLW	PA9T UL 94V-0	Brass	Tin-Plated	Brass	Tin-Plated	DW01-H
PART NO	Material	Material(Pin)	Finish(Pin)	Material (Solder Tabs)	Finish (Solder Tabs)	Mates With Housing

DST-conn Tech. Co., Ltd.

COPYRIGHT RESERVED, PLEASE DO NOT COPY.

PART NAME	1.25mm Crimp Style Connectors		DRAWING	Winky		DWG. No.	DW24
PART NO.	DW24-WLDBxxRLW		CHECK	Roy		REV.	A
UNIT : mm	TOLERANCE UNLESS	X. X ±0.30	ANGLE	APPROVAL	John	DATE	2014. 05. 13
	OTHERWISE SPECIFIED	X. XX ±0.20 X. XXX ±0.10		SCALE	1:1	PAGE	1 OF 1

F

E

D

C

B

A