

F

E

D

C

B

A

RoHS Compliant

SYMBOL

REV.

REVISION

APPROVAL

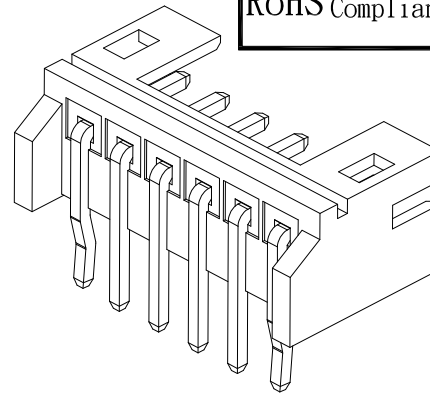
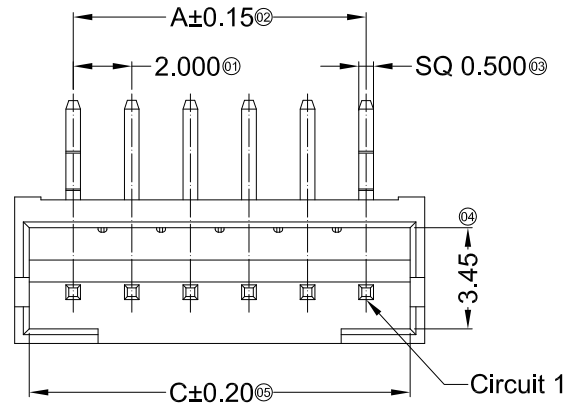
DATE

A

新版圖紙

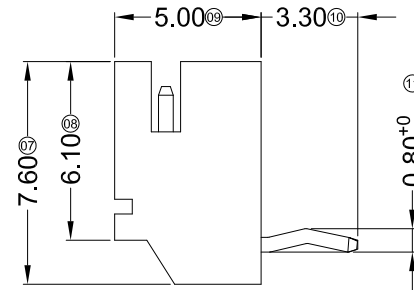
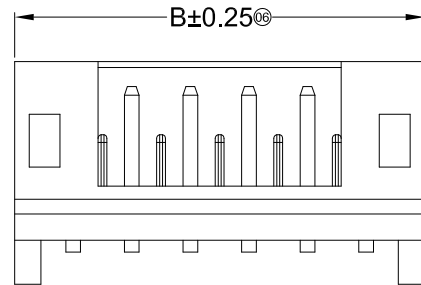
Winky

2015. 04. 27



### Specifications :

- Voltage rating: 100V AC / DC
- Current rating: 2A AC / DC
- Withstanding voltage: 800V AC/minute
- Temperature range: -25°C~+85°C
- Insulation resistance: ≥1000MΩ
- Contact resistance: ≤10mΩ
- After environmental testing: ≤20mΩ



DW26 - W D I B xx GLW

①

②

③

④

⑤

⑥

① Series No. With Kink, DIP=3.30mm

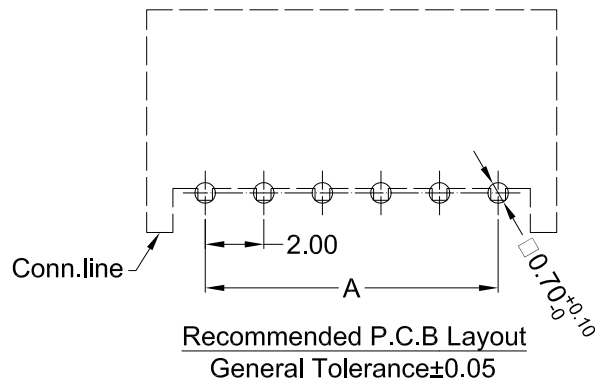
② Category: W: wafer

③ Welding Board Angle&amp;Way: D: DIP ,Right Angle 90°

④ Material: I: PA66 94V-0

⑤ Planting Category: B: Bright Tin plating

⑥ Row No.-Pin No.: xx: 02P~20P



Poles	Dimensions (mm)			Poles	Dimensions (mm)			Poles	Dimensions (mm)		
	A	B	C		A	B	C		A	B	C
02	2.00	6.00	5.00	09	16.00	20.00	19.00	16	30.00	34.00	33.00
03	4.00	8.00	7.00	10	18.00	22.00	21.00	17	32.00	36.00	35.00
04	6.00	10.00	9.00	11	20.00	24.00	23.00	18	34.00	38.00	37.00
05	8.00	12.00	11.00	12	22.00	26.00	25.00	19	36.00	40.00	39.00
06	10.00	14.00	13.00	13	24.00	28.00	27.00	20	38.00	42.00	41.00
07	12.00	16.00	15.00	14	26.00	30.00	29.00				
08	14.00	18.00	17.00	15	28.00	32.00	31.00				

DW26-WDIBxxGLW	PA66 UL 94V-0	Brass	Tin-Plated	DW07-H
PART NO	Material	Material(Pin)	Finish(Pin)	Mates With Housing

# DST-conn Tech. Co., Ltd.

PART NAME	2.00mm Crimp Style Connectors		DRAWING	Winky	DWG. No.	DW26
PART NO.	DW26-WDIBxxGLW		CHECK	Roy	REV.	A
UNIT : mm	TOLERANCE UNLESS OTHERWISE SPECIFIED	X. X ±0.30 X. XX ±0.20 X. XXX ±0.10	ANGLE	John	DATE	2015. 04. 27
			±2°	SCALE	1:1	PAGE

COPYRIGHT RESERVED, PLEASE DO NOT COPY.

F

E

D

C

B

A