

F

E

D

C

B

A

RoHS Compliant
Halogen Free

SYMBOL

REV.

REVISION

APPROVAL

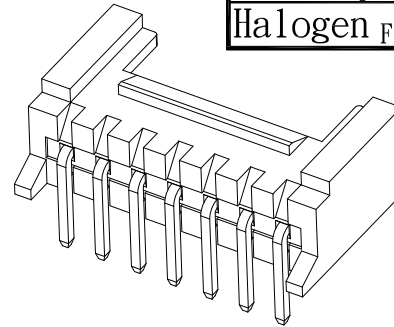
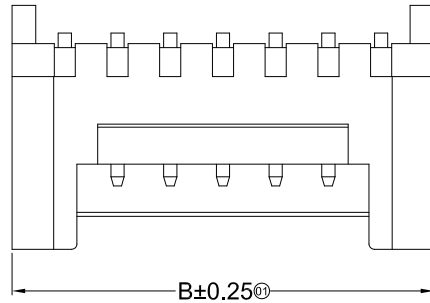
DATE

A

新版圖紙

Winky

2015. 04. 25



Specifications :

- Voltage rating: 250V AC / DC
- Current rating: 3A AC / DC
- Withstanding voltage: 1000V AC/minute
- Temperature range: -25°C~+85°C
- Insulation resistance: ≥1000MΩ
- Contact resistance: ≤30mΩ
- After environmental testing: ≤40mΩ

DW30 - W D I B xx G x W

① ② ③ ④ ⑤ ⑥ ⑦

① Series No.

② Category: W: wafer

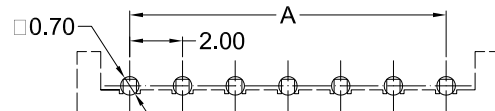
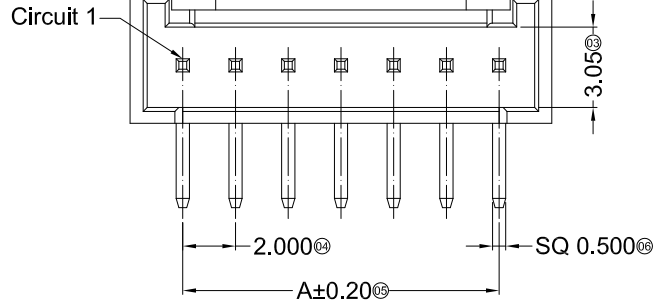
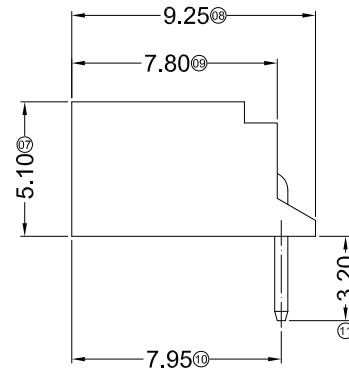
③ Welding Board Angle&Way: D: DIP ,Right Angle 90°

④ Material: I: PA66 94V-0

⑤ Planting Category: B: Bright tin plating

⑥ Row No.-Pin No.: xx: 02P~16P

⑦ H:Halogen Free L:Lead Free



Conn.line
Recommended P.C.B Layout
General Tolerance±0.05

Poles	Dimensions (mm)			Poles	Dimensions (mm)		
	A	B	C		A	B	C
02	2.00	6.00	4.70	10	18.00	22.00	20.70
03	4.00	8.00	6.70	11	20.00	24.00	22.70
04	6.00	10.00	8.70	12	22.00	26.00	24.70
05	8.00	12.00	10.70	13	24.00	28.00	26.70
06	10.00	14.00	12.70	14	26.00	30.00	28.70
07	12.00	16.00	14.70	15	28.00	32.00	30.70
08	14.00	18.00	16.70	16	30.00	34.00	32.70
09	16.00	20.00	18.70				

DW30-WDIBxxGHW	PA66 UL 94V-0 Halogen Free	Brass	Tin-Plated	DW30-H
DW30-WDIBxxGLW	PA66 UL 94V-0			
PART NO	Material	Material(Pin)	Finish(Pin)	Mates With Housing

DST-conn Tech. Co., Ltd.

PART NAME	2.00mm Crimp Style Connector		DRAWING	Winky	DWG. No.	DW30
PART NO.	DW30-WDIBxxGxW		CHECK	Roy	REV.	A
UNIT : mm	TOLERANCE UNLESS	X. X ±0.30	ANGLE	APPROVAL	DATE	2015. 04. 25
	OTHERWISE SPECIFIED	X. XX ±0.20 X. XXX ±0.10		SCALE	1:1	PAGE

COPYRIGHT RESERVED, PLEASE DO NOT COPY.

F

E

D

C

B

A