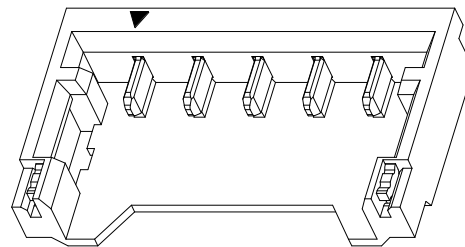
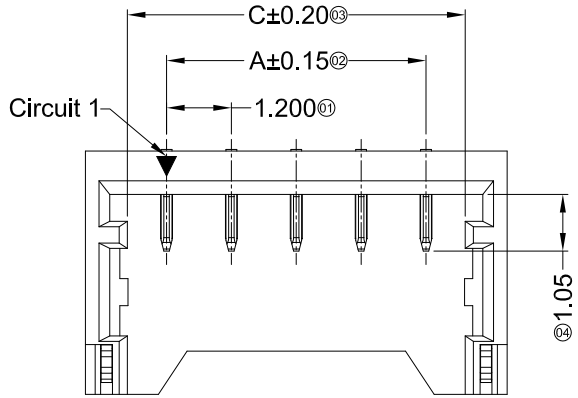


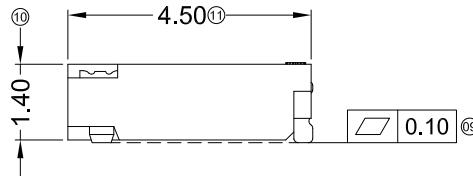
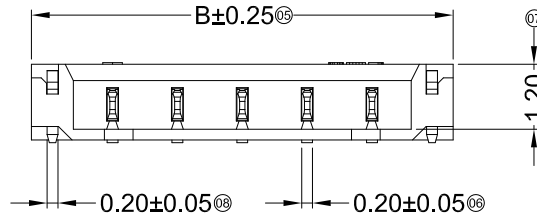
RoHS Compliant

SYMBOL	REV.	REVISION	APPROVAL	DATE
	A	新版圖紙	Winky	2014. 09. 03



■ Specifications :

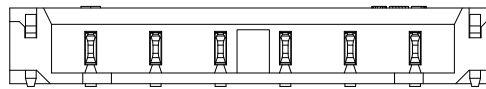
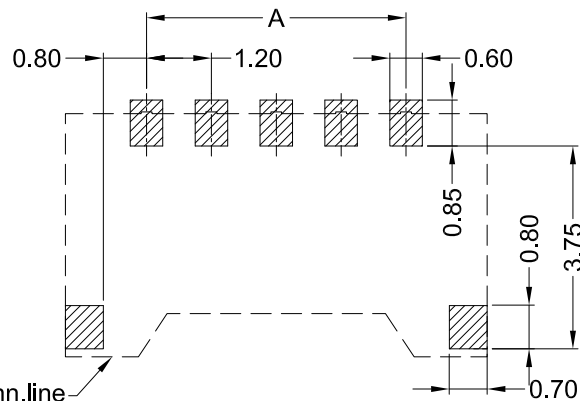
- Voltage rating: 50V AC / DC
- Current rating: 2.0A AC / DC
- Withstanding voltage: 500V AC/minute
- Temperature range: -25°C~+85°C
- Insulation resistance: ≥100MΩ
- Contact resistance: ≤20mΩ
- After environmental testing: ≤40mΩ



DW34 - W S x 0 xx RLW
 ① ② ③ ④ ⑤ ⑥

4P-5P Without Sticking Point
Scale 1:1

- ① Series No.
- ② Category: W: wafer
- ③ Welding Board Angle&Way: S: SMT ,Right Angle 90°
- ④ Material: E:LCP 94V-0 Y:PA4T 94V-0
- ⑤ Planting Category: 0: All Gold Flash
- ⑥ Row No.-Pin No.: xx: 04P~07P



6P~7P With Sticking Point
Scale 1:1

Recommended P.C.B Layout
General Tolerance±0.05

Poles	Dimensions(mm)		
	A	B	C
04	3.60	6.60	5.04
05	4.80	7.80	6.24
06	6.00	9.00	7.44
07	7.20	10.20	8.64

DW34-WSY0xxRLW	PA4T UL 94V-0	Phorphos Bronze	Gold-Flash	Brass	Tin Plating Matte	DW34-H
DW34-WSE0xxRLW	LCP UL 94V-0	Phorphos Bronze	Gold-Flash	Brass	Tin Plating Matte	
PART NO	Material	Material(Pin)	Finish(Pin)	Material (Solder Tabs)	Finish (Solder Tabs)	Mates With Housing

DST-conn Tech. Co., Ltd.

COPYRIGHT RESERVED, PLEASE DO NOT COPY.

PART NAME	1.20mm Crimp Style Connectors		DRAWING	Winky	DWG. No.	DW34	
PART NO.	DW34-WSx0xxRLW		CHECK	Roy	REV.	A	
UNIT : mm	TOLERANCE UNLESS OTHERWISE SPECIFIED	X. X ±0.30 X. XX ±0.20 X. XXX ±0.10	ANGLE	APPROVAL	John	DATE	2014. 09. 03
			±2°	SCALE	1:1	PAGE	1 OF 2