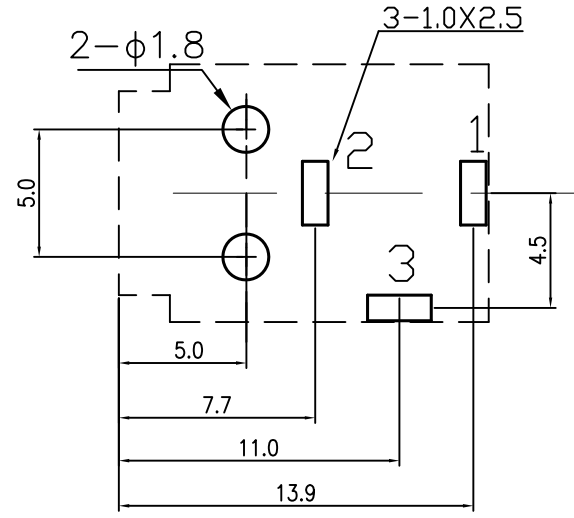
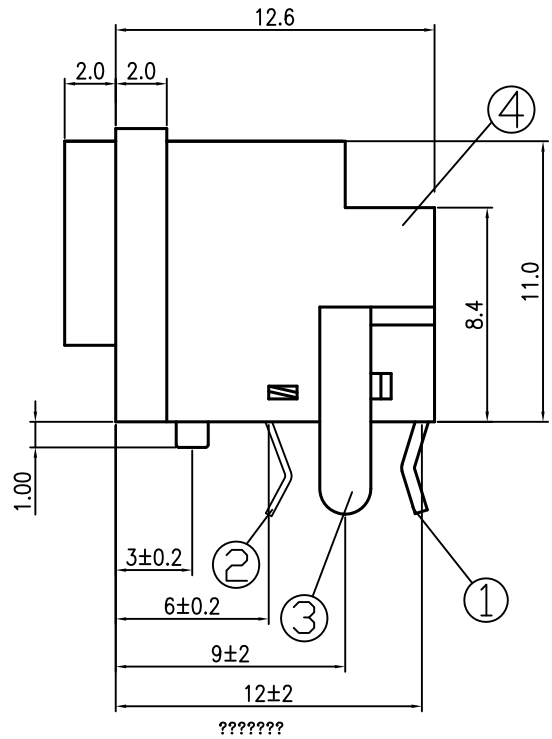
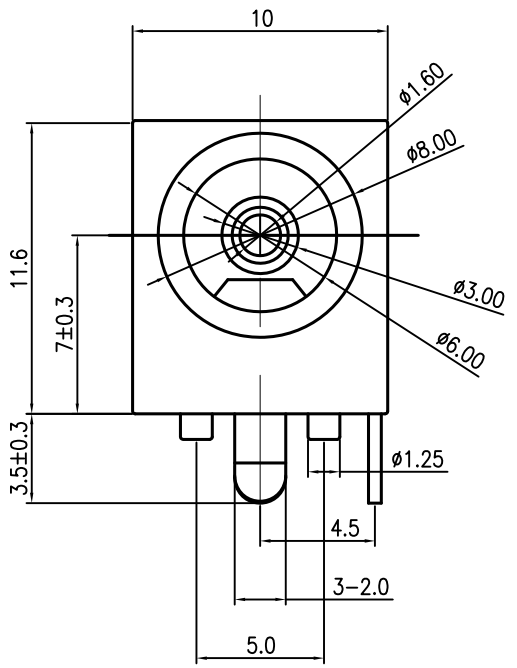
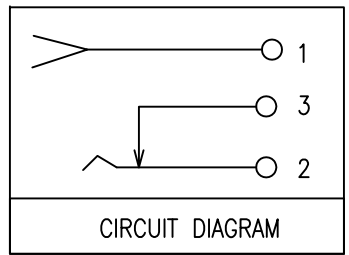
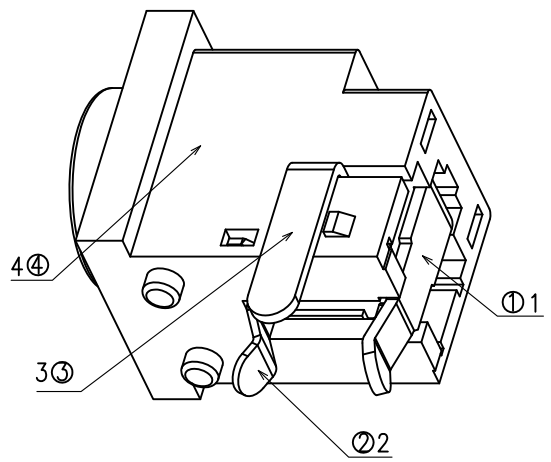


REV.	ECN NO.	DESCRIPTION	DESIGN	DATE
A	XXXXXXX	初版发行	Winky	2011.08.13



RECOMMENDED PCB LAYOUT
TOP VIEW (TOLERANCE:±0.05)



SPECIFICATIONS:

- ELECTRICAL CHARACTERISTICS:
 - 1-1. RATING: 24V 1A
 - 1-2. CONTACT RESISTANCE: 30m Ω MAX.(INITIAL)
 - 1-3. DIELECTRIC WITHSTANDING VOLTAGE: 500V AC FOR ONE MINUTE
 - 1-4. INSULATION RESISTANCE: 100MΩ MIN. MEASURED BY 500V DC
- MECHANICAL CHARACTERISTICS:
 - 2-1. INSERTION FORCE : 0.3~3.0 KGF
 - 2-2. WITHDRAWAL FORCE : 0.3~3.0 KGF
- LIFE TEST: 5,000 CYCLES MIN.

NO.	DESCRIPTION	QTY	MATERIAL	PLATING & COLOR
④	DST-DC-0013-Z2	1	PBT	BLACK
③	DST-DC-0013-3Q1S	1	PHOSPHOR BRONZE t=0.45	Ag-Plated
②	DST-DC-0013-2Q3S	1	BRASS T=0.25	Ag-Plated
①	DST-DC-0013-1Q1S	1	PHOSPHOR BRONZE t=0.40	Ag-Plated

UNLESS OTHERWISE SPECIFIED TOLERANCES

DST-conn Tech. Co., Ltd.

DECIMALS:		ANGLES:		DWG NO.		PART NAME:	
DIM	TOL	DIM	TOL	DESIGN:	Winky	DC POWER JACK	
X.	±0.50	X.	±2°	2011.08.13		PART NO.	
X.X	±0.30	X.X	±1°	CHECK:	John	ODV13LG160G	
X.XX	±0.20	X.XX	±1'	2011.08.13		REV.	UNIT: SHEET:
X.XXX	±0.10	X.XXX	—	APPROVED	Roy	A	mm 1/1
				2011.08.13			