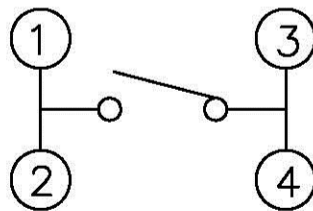
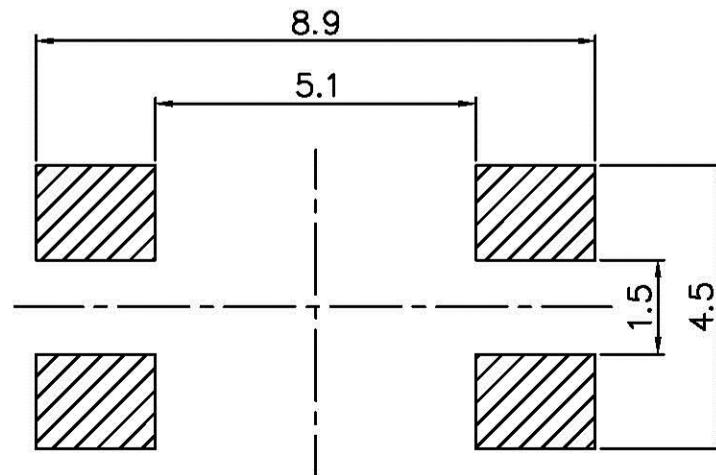


CIRCUIT DIAGRAM



P.C.B LAND PATTERN



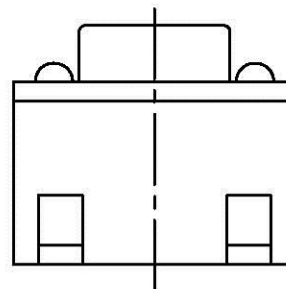
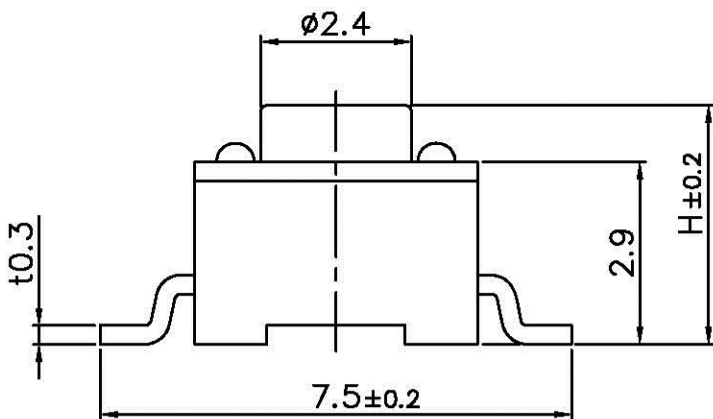
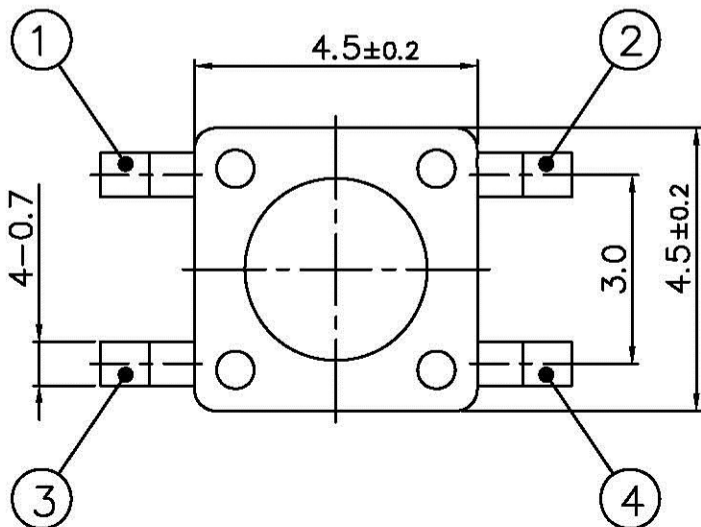
STEM HEIGHT

| MODEL | H (mm) |
|-------|--------|
| S | 3.8 |
| SA | 7.0 |

SPECIFICATION

1. RATING : DC 12V 50mA
2. TRAVEL : 0.25±0.1mm
3. CONTACT RESISTANCE : 100mΩ MAX.
4. BOUNCE : 10m SEC MAX.

| MODEL | OPERATING FORCE | LIFE CYCLES |
|-------|-----------------|-----------------|
| 0 | 100±30gf | 1,000,000 CYCLE |
| 1 | 130±50gf | 500,000 CYCLE |
| 2 | 160±50gf | 100,000 CYCLE |
| 3 | 250±50gf | 100,000 CYCLE |



TOLERANCE UNLESS OTHERWISE STATED(mm)

less than 10 ±0.1
 10~30 ±0.2
 30~100 ±0.3
 ANGLE ±2'

| P/N: SW001SG204R | | | | | | | |
|---------------------------|-----------|---------|-------|----------|-------|--------------------|--------|
| NO. | PART NAME | | Q'TY | MATERIAL | SPEC | TREATMENT | REMARK |
| DESIGN | CHECK | APPROVE | TRACE | SCALE | TITLE | TACT SERIES SWITCH | |
| Winky | Roy | John | | 1/1 | | | |
| DST -conn Tech. Co., Ltd. | | | | | DATE | 2014/09/09 | |

| REV No. | DATE | DESCRIPTION OF REVISION | SIGN | APP. |
|---------|------|-------------------------|------|------|
| | | | | |
| | | | | |
| | | | | |