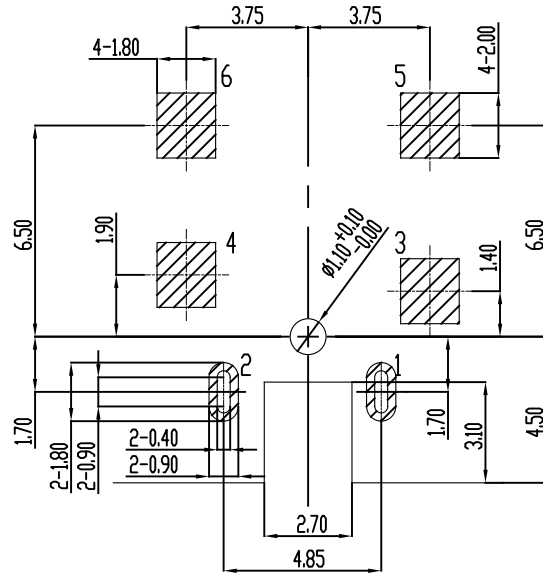
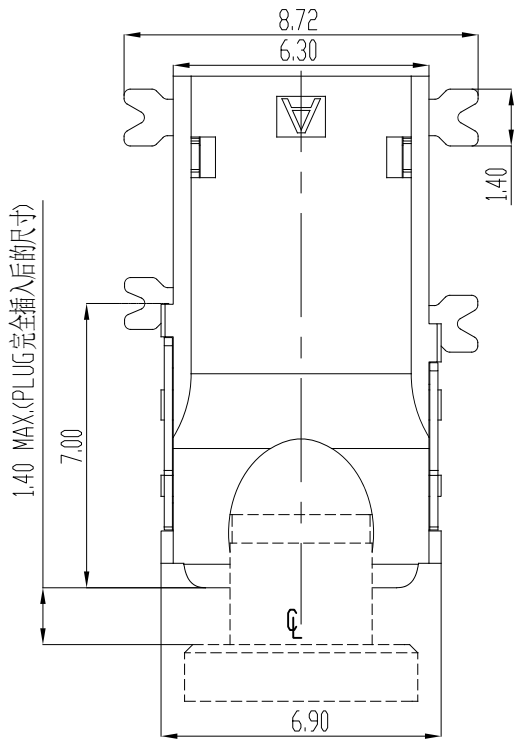
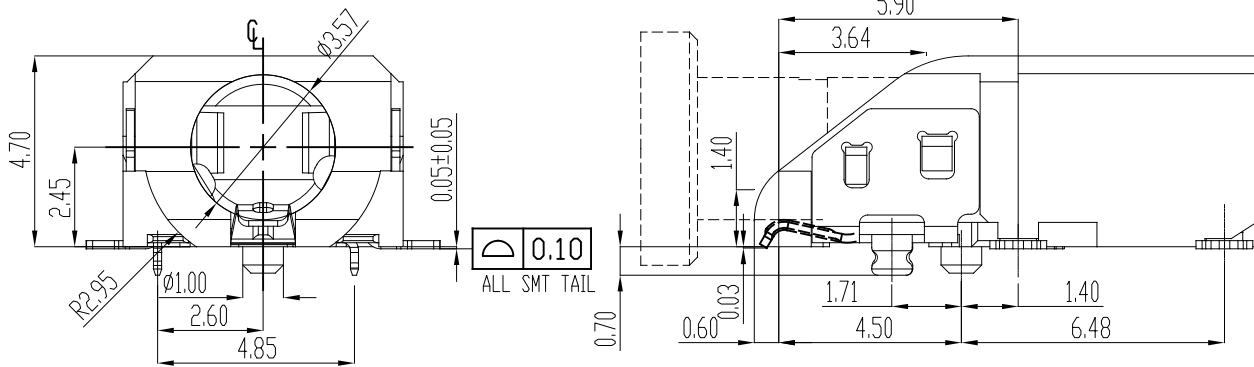


RoHS Compliant

SYMBOL	REV.	REVISION	APPROVAL	DATE
	A	新版圖紙	Winky	2013.03.06

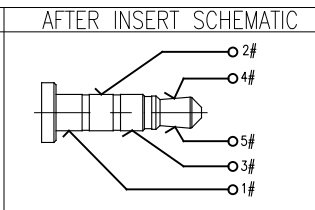
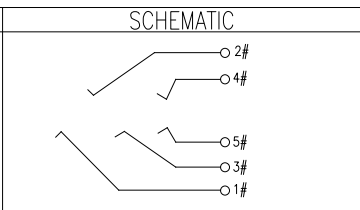
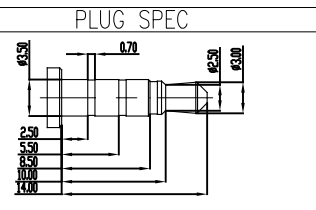
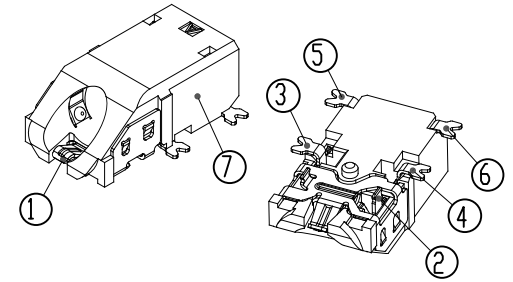


RECOMMENDED PCB LAYOUT(TOP VIEW)
(GENERAL TOLERANCE±0.05)



NOTES:

- CONTACT CURRENT RATING: 1A.
- CONTACT RESISTANCE: 50 mΩ MAX.;
- INSULATION RESISTANCE: 1000Ω MIN.;
- DIELECTRIC WITHSTANDING: 500V AC MIN.;
- DURABILITY: 5,000 CYCLES MIN.;
- CONNECTOR MATING FORCES: 29.4N (3.00Kgf) MAX.;
- CONNECTOR UNMATING FORCES: 2.94N(0.30Kgf) MIN.;



NO.	DESCRIPTION	MAT,L	COLOR	REMARK
7	HOUSING	PPA	BLACK	
6	TERMINAL6	COPPER ALLOY	———	Au 1u" PLATING
5	TERMINAL5	COPPER ALLOY	———	Au 1u" PLATING
4	TERMINAL4	COPPER ALLOY	———	Au 1u" PLATING
3	TERMINAL3	COPPER ALLOY	———	Au 1u" PLATING
2	TERMINAL2	COPPER ALLOY	———	Au 1u" PLATING
1	TERMINAL1	COPPER ALLOY	———	Au 1u" PLATING

DST-conn Tech. Co., Ltd.

COPYRIGHT RESERVED, PLEASE DO NOT COPY.

PART NAME		03.50 PHONE JACK CONN.		DRAWING		Winky		DWG. No.		/		
PART NO.		DA01-302T-06G14ZL2		CHECK		Roy		REV.		A		
UNIT : mm	TOLERANCE UNLESS OTHERWISE SPECIFIED		X. X ±0.30	ANGLE ±2°	APPROVAL		John		DATE		2013.03.06	
			X. XX ±0.20		SCALE		1:1		PAGE		1 OF 1	
		X. XXX ±0.10										