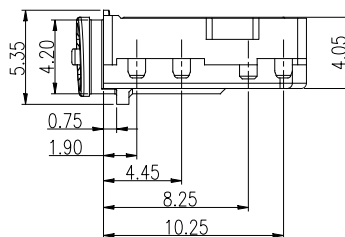
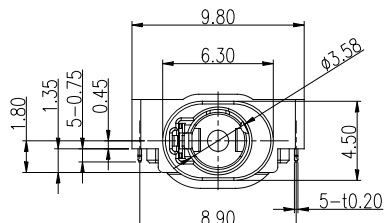
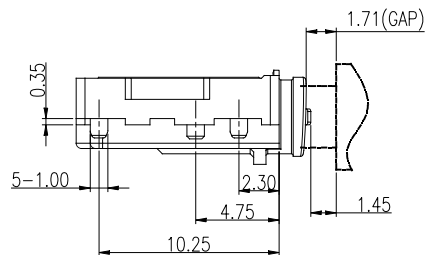
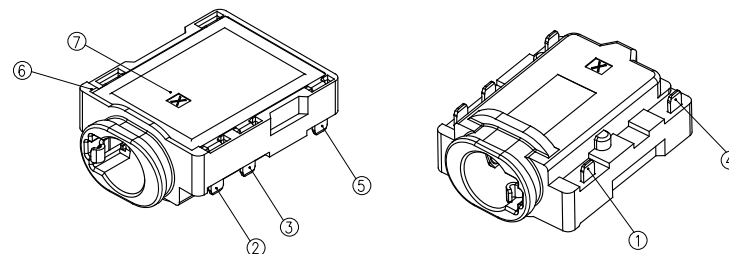
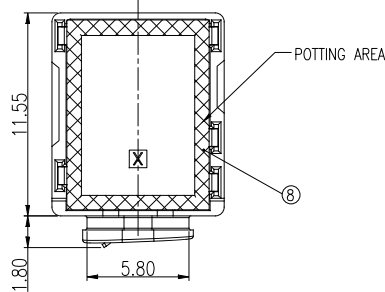


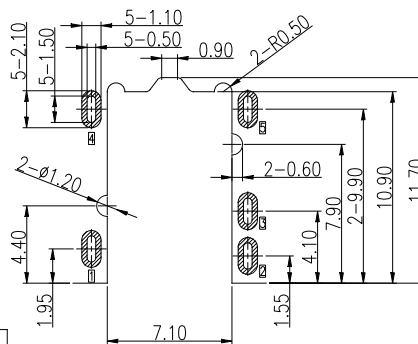
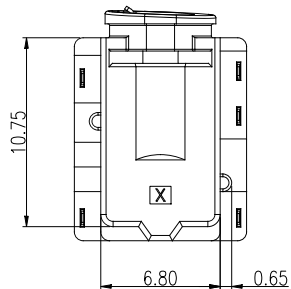
RoHS Compliant  
Halogen Free

SYMBOL	REV.	REVISION	APPROVAL	DATE
	A	新版圖紙	Winky	2016.05.25



NOTES:

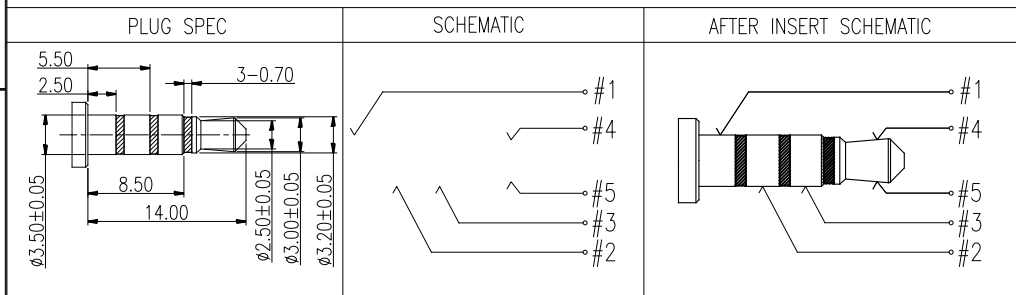
- MATERIAL: SEE "TABLE 1";
- FINISH: SEE "TABLE 1";
- ELECTRICAL:
  - VOLTAGE RATING: 12 VAC RMS;
  - CURRENT RATING: 1 AMP;
  - CONTACT RESISTANCE: 30mΩ Max.(Initial), 50mΩ Max.(After Life test);
  - INSULATION RESISTANCE: 1000 MΩ Min., 500VDC.(Initial), 100 MΩ Min., 500VDC.(After Humidity test);
  - WITHSTAND VOLTAGE: 500 VAC RMS 50(60)Hz, 1 minute;
- MECHANICAL:
  - MATING FORCE: 3.0Kgf MAX.;
  - UNMATING FORCE: 0.3Kgf MIN.;
  - OPERATING LIFE: 5000 CYCLES MIN.;
- ENVIRONMENTAL:
  - OPERATION: -30°C~+80°C.



RECOMMENDED P.C.B LAYOUT  
TOP VIEW (TOLRANCE:±0.05)

TABLE 1:

NO.	PART NAME	QTY	MATERIAL	DESCRIPTION	REMARK
⑧	GLUE WATER	1	EPOXY	BLACK	
⑦	Cover	1	PPA	BLACK	
⑥	Housing	1	PPA	BLACK	
⑤	TERMINAL-5	1	COPPER ALLOY	⑤ Au PLATED	T=0.20mm
④	TERMINAL-4	1	COPPER ALLOY	④ Au PLATED	T=0.20mm
③	TERMINAL-3	1	COPPER ALLOY	③ Au PLATED	T=0.20mm
②	TERMINAL-2	1	COPPER ALLOY	② Au PLATED	T=0.20mm
①	TERMINAL-1	1	COPPER ALLOY	① Au PLATED	T=0.20mm



**DST**-conn Tech. Co., Ltd.

COPYRIGHT RESERVED, PLEASE DO NOT COPY.

PART NAME	03.5mm Phone Jack CONN 防水式	DRAWING	Winky	DWG. No.	/
PART NO.	DA02-420R-05JA1ZL2	CHECK	Roy	REV.	A
UNIT : mm	TOLERANCE UNLESS OTHERWISE SPECIFIED	X.X ±0.30 X.XX ±0.20 X.XXX ±0.10	APPROVAL	DATE	2016.05.25
		ANGLE ±2°	SCALE	1:1	PAGE 1 OF 2